

LACASSE

Office Furniture Solutions



C.I.T.É. > Price Book > USA > September 2022



OFFICE

FURNITURE

SOLUTIONS

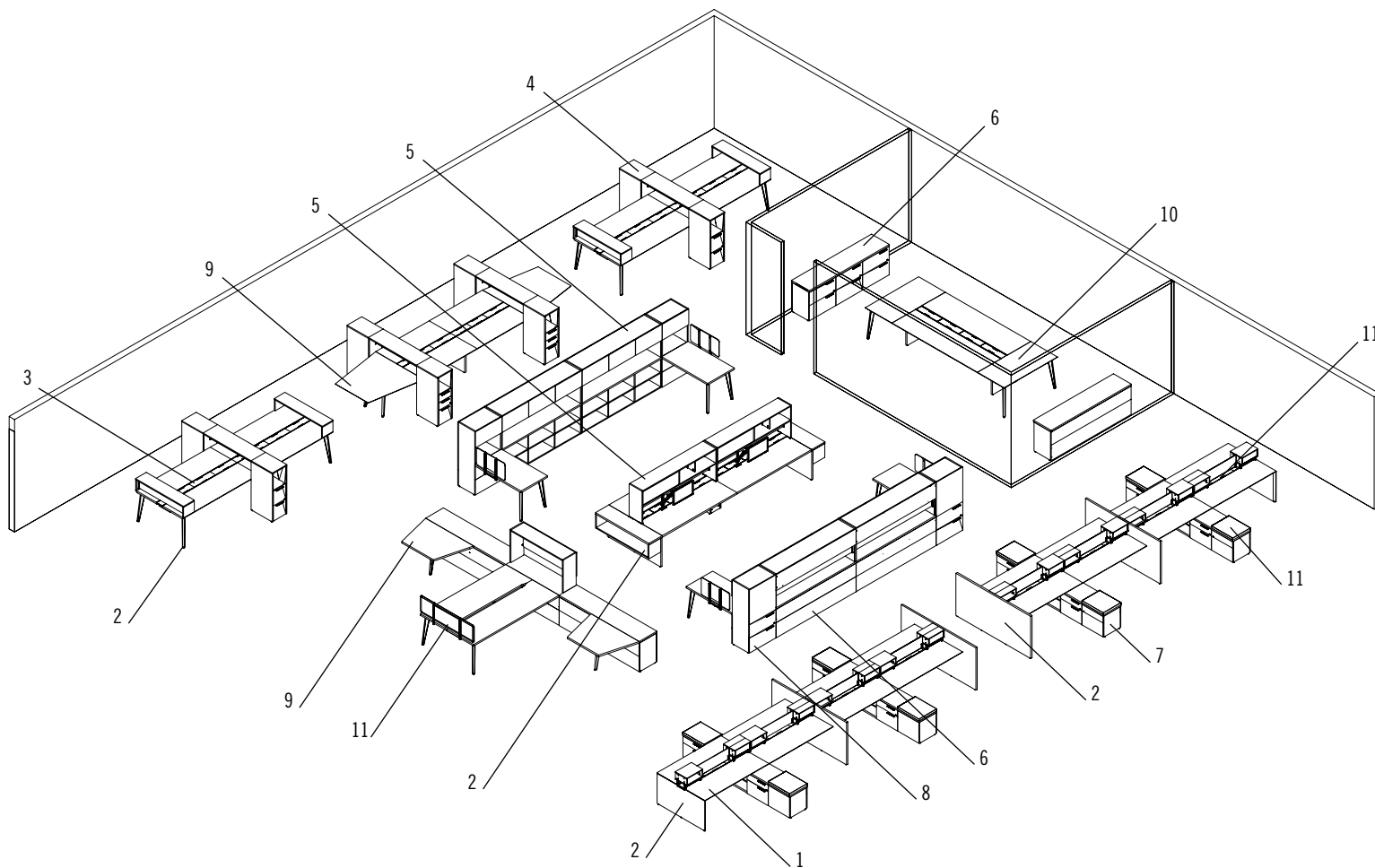


Best of NeoCon Gold Award Winner – Furniture Systems Category – June 2010

Best of NeoCon Gold Award Winner – Furniture Systems Enhancements Category – June 2015

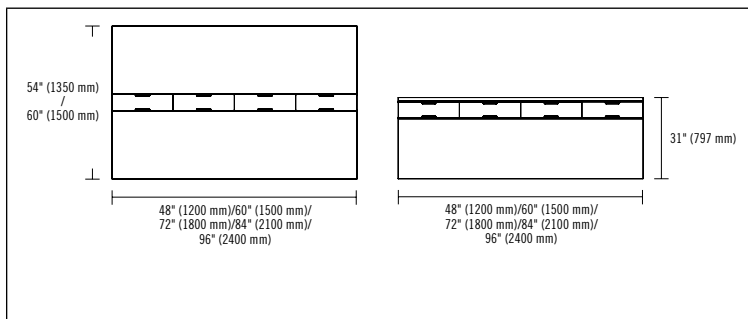
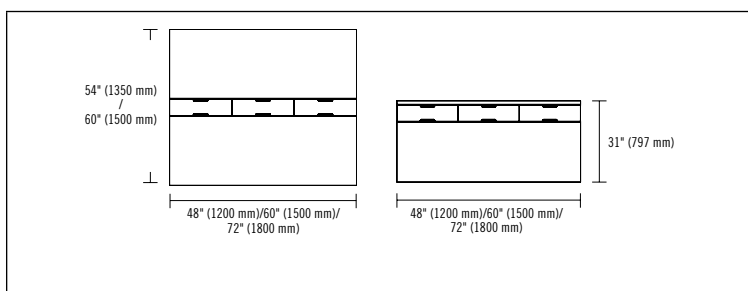
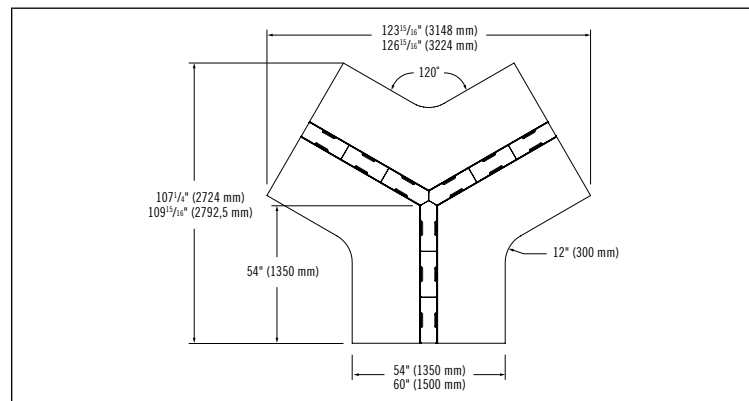
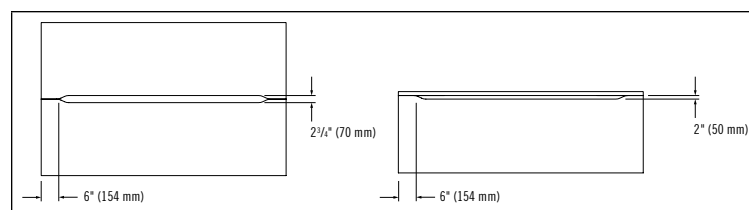
TABLE OF CONTENTS

SURFACES: / SINGLE-SIDED, DOUBLE-SIDED, 120° / WITH OR WITHOUT RACEWAY	3	ELECTRICITY	9
STORAGE MODULES: / HUTCHES / BOOKCASES / RAILS	6	EDGEBOARDING	11
BASES: / LATERAL / CENTER	7	C.I.T.É. FURNITURE SYSTEM	12
STORAGE BASE MODULES: / LATERAL / CENTER	8	SUGGESTIONS	29
ACCESSORIES: / PRIVACY, LATERAL AND SPACE END SCREENS / CUSHIONS	9		

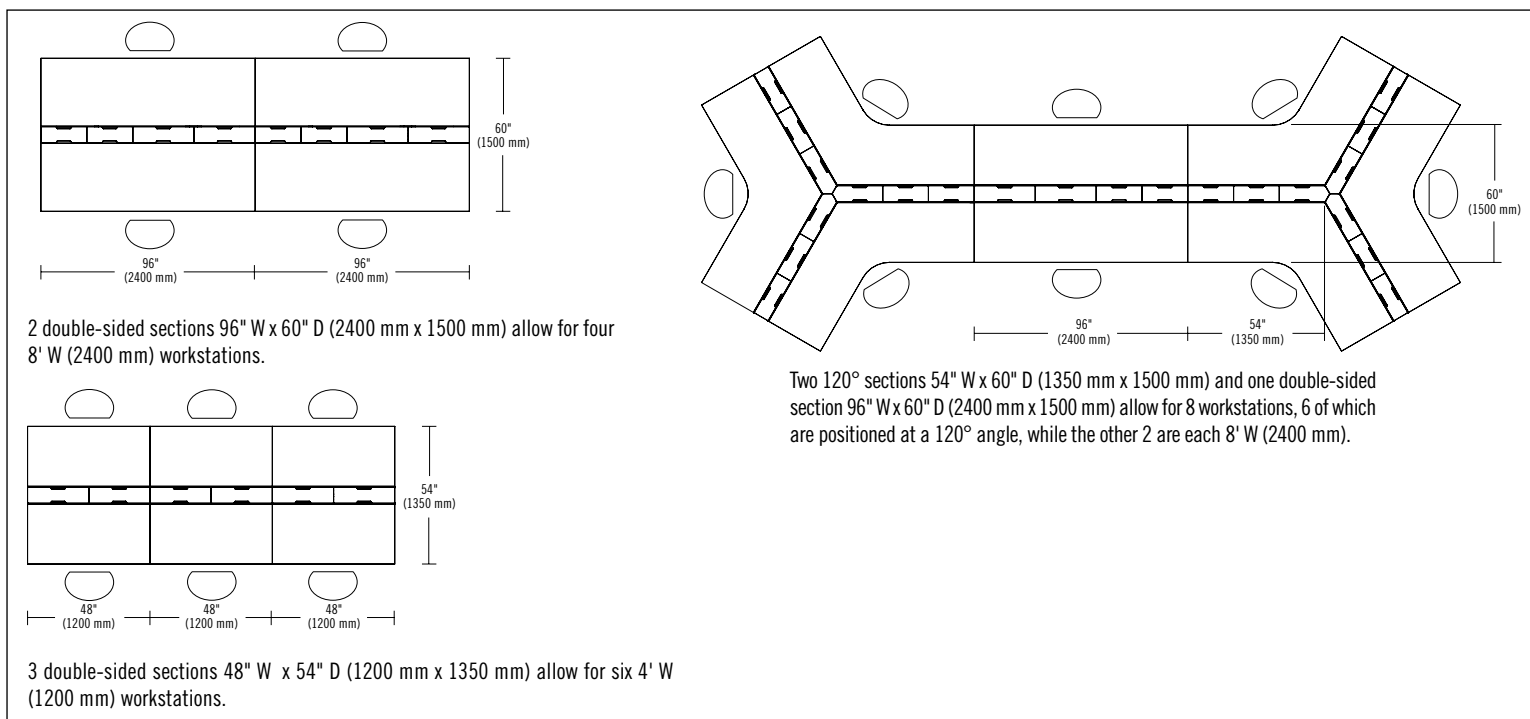


C.I.T.É. is an office furniture system designed to facilitate collaboration and interaction between users in a teamwork environment. The system offers tremendous flexibility in creating open-plan workstations while also meeting the privacy needs of individual users.

1. 1½"-thick (38 mm) surface with smooth edgebanding or knife-edge, and 1"-thick (25 mm) surface with smooth edgebanding.
2. Bases available in metal, laminate, laminate with acrylic insert and, in certain models, integrated storage modules.
3. Wire management raceways with translucent acrylic (T) covers.
4. Storage base modules can support surfaces and serve as divider panels to ensure privacy between users.
5. Hutches are available in 3 different versions, respectively compatible with single-sided surfaces, double-sided surfaces, and 29"-tall (757 mm) storage modules.
6. Storage modules 29" (757 mm) tall, for individual or shared use, offered in several combinations of utility drawers, filing drawers and open compartments.
7. Storage modules 21" (561 mm) tall, for individual or shared use, offered in several combinations of utility drawers, filing drawers and open compartments.
8. Return surfaces and return surfaces combined with storage modules are compatible with mobile pedestals, modesty panels and end screens.
9. Trapezoidal extension surfaces, compatible with double-sided surfaces and storage bases, enable the creation of collaborative work spaces.
10. Rectangular extension surfaces, compatible with double-sided surfaces, enable the creation of workstations or collaborative work spaces.
11. A range of accessories, such as end screens, divider panels, storage modules, accessory rails, surface electrical modules and cushions for 21"-tall (561 mm) storage modules.

SURFACES: / SINGLE-SIDED - DOUBLE-SIDED - 120°, EXTENSION SURFACES AND RETURN SURFACES
SINGLE-SIDED, DOUBLE-SIDED, 120°, WITH OR WITHOUT RACEWAY
Rectangular surfaces, 1½" (38 mm)

Rectangular surfaces, 1" (25 mm)

120° surfaces, 1½" or 1" (38 mm or 25 mm)

Surfaces without raceway, 1½" or 1" (38 mm or 25 mm)

SINGLE-SIDED, DOUBLE-SIDED OR 120° SURFACES, WITH OR WITHOUT RACEWAY

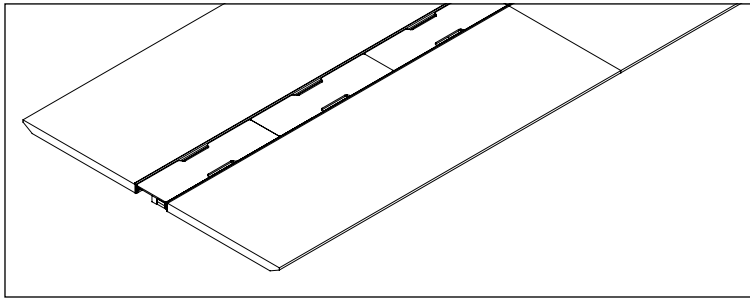
- Wire management raceways come with acrylic covers.
- Surface usages: For double-sided surfaces, it is allowed to join 2 sections (16' max.) together when the center base is LBD1212 and up to 3 sections (24' max.) if the center base is LCD2828. There are no restrictions on length or number of sections when other center bases are used. For single surfaces, it is allowed to join 2 sections (16' max.) together.
- Surfaces that include a wire management raceway are equipped with communication plates: 2 for double-sided surfaces, 1 for single-sided surfaces, and 3 for 120° surfaces.
- Surfaces without a raceway are available when projected use does not require the integration of an electrical management system into the surface. This can result in more competitively priced workstations.
- Additional plates (LGC-COM) may be ordered.

Examples of workstations:


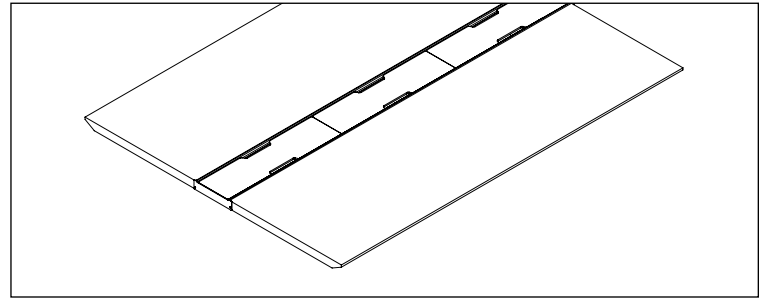


SURFACES WITH KNIFE-EDGE:

Continuous knife-edge for connecting two surfaces:

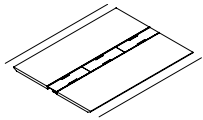


Flat edgebanding along surface edges:

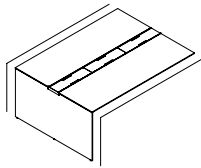


LOCATION OF KNIFE-EDGE DETAILING:

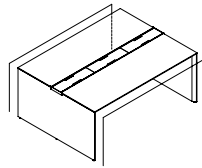
Double-sided surfaces:



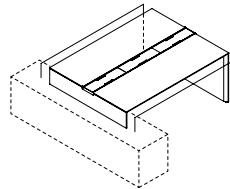
C_KNS-RCD_____



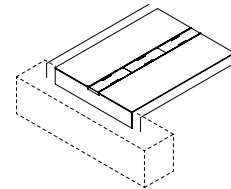
C_KNS-RCD_____RA



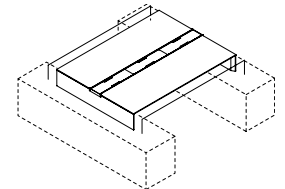
C_KNS-RCD_____A



C_KNS-RCD_____B

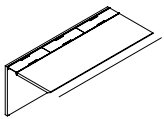


C_KNS-RCD_____RC

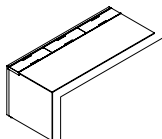


C_KNS-RCD_____C

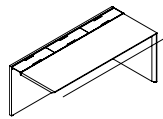
Single-sided surfaces:



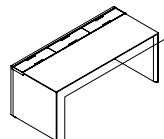
C_KNS-RCS_____



C_KNS-RCS_____RAL

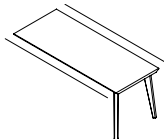


C_KNS-RCS_____RAR

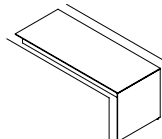


C_KNS-RCS_____A

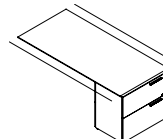
Return surfaces:



C_KN_-R_____A



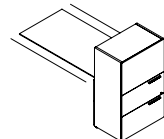
C_KNN-R_____S



C_K_-R_____ELUF

C_K_-R_____ELF

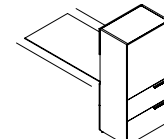
C_K_-R_____UF



C_K_-R_____48ELUF

C_K_-R_____48ELF

C_K_-R_____48UF

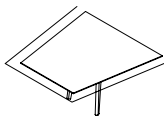


C_K_-R_____61ELUF

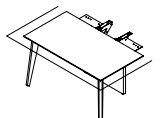
C_K_-R_____61ELF

C_K_-R_____61UF

Extension surfaces:



C_KN_-CEA_____

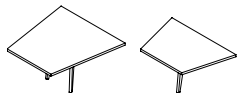
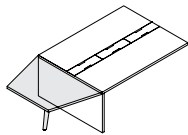
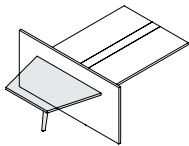
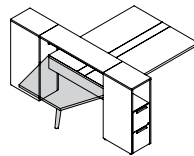
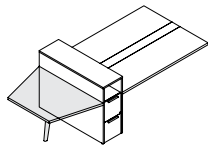
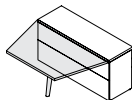

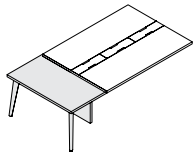


C_KN_-CE_____

Surfaces with knife-edge are compatible with all bases. Laminate bases with knife-edge are available with integrated surfaces that also have knife-edge (e.g.: C_KNS-RCD_____RA).

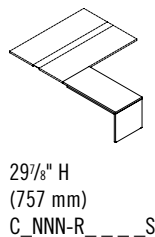
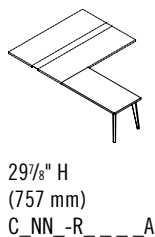
Extension surfaces enable knife-edge on all edges visible along a workstation's contour.

EXTENSION SURFACES

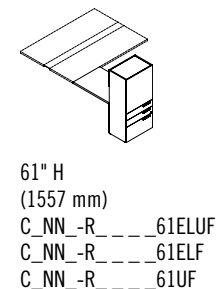
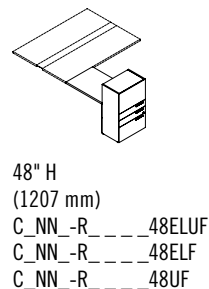
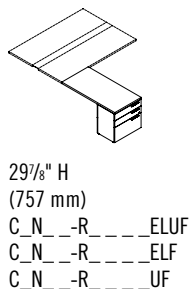
Compatibility of extension surfaces:	Surface	Center panel base	Storage center base module	Storage center base module	Credenza 29 ⁷ / ₈ " (757 mm)
Trapezoidal extension  C_NN_CEA_____	 C_NNS-RCD_____ CNNNS-LED_____	 CNNNS-LED9042 CNNNS-LED8442	 C_N__-PRCT__48__UF C_N__-PRCT__48__EFF C_N__-PRCT__48__FM	 C_N__-CRC__41__EUF C_N__-CRC__41__EFF	 C_N__-LUF____LUF C_N__-LF____LF C_N_N-S____S C_N__-____LUF C_N__-____LF C_N_N-____S
Rectangular extension  C_NN_CE_____	Surface  C_NNS-RCD_____	TRAPEZOIDAL AND RECTANGULAR EXTENSIONS: <ul style="list-style-type: none"> • Compatible with all double-sided surfaces. • Enable the creation of a conference table or a meeting space, at one end of a work surface. • Base included. • Trapezoidal extension surfaces are also compatible with 41"-tall (1042 mm) center panel bases for double-sided surfaces; storage center bases for double-sided surfaces; and 29"-tall (757 mm) credenzas. 			

RETURN SURFACES

Return surfaces

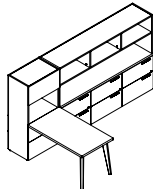


Combination return surface and storage module



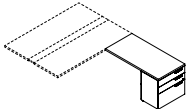
Surfaces 1/2"-thick (38 mm) with smooth edgebanding or knife-edge, and surfaces 1" (25 mm) thick with smooth edgebanding.

Examples of workstations:

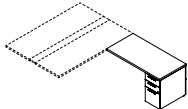


This type of return surface can be combined with 29" (757 mm) storage modules, as well as with hutches, to create 61"-tall (1557 mm) partitions for dividing an open space into several distinct areas.

- Can receive a mobile pedestal.
- C_NNN-R_____S and C_KNN-R_____S return surfaces integrating a laminate base are equipped with a 6"-tall (150 mm) reversible modesty panel.



DRAWERS
OPEN AT THE END
C_N__-R_____ELUF
C_N__-R_____ELF



DRAWERS
OPEN ON THE SIDE
C_N__-R_____UF

Return surfaces that combine a surface and a storage module are available with drawers located at the end of the surface, that open toward the end or onto the side.

- Return surfaces that combine a surface and a storage module are available in heights of 29" (757 mm), 48" (1207 mm) or 61" (1557 mm).



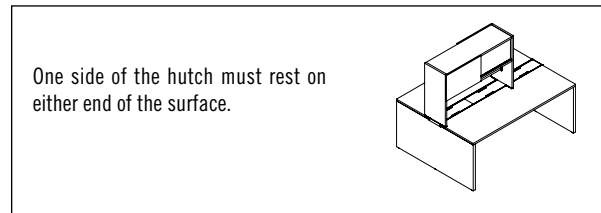
STORAGE MODULES: / HUTCHES / BOOKCASES / RAILS

HUTCHES

Hutch models	Open	Sliding door(s)	Divider	Flip-up door(s)
Double-sided surfaces 				
Single-sided surfaces 				
29 ⁷ / ₈ " (757 mm) storage modules 				

- Mid-rise back available in translucent acrylic (T), except for divider hutches.
- A divider hutch can hold a tackboard.
- 32" (800 mm) tall.

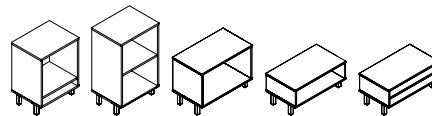
Example of proper hutch positioning:



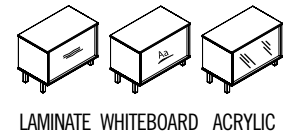
SURFACE STORAGE MODULES

- Made of 5/8" (16 mm) laminate. Legs made of anodized aluminum, 4" (100 mm) tall.
- Laminate back, in translucent acrylic (T) or in a whiteboard version for erasable markers. Can hold a tackboard.
- Enable a space to be divided up, and are designed to be placed above the wire management raceway.
- Height: 11" (285 mm), 18" (450 mm), 24" (610 mm) or 30" (762 mm).

Models:

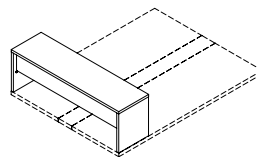


Choice of back:



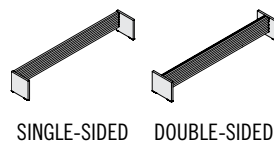
SURFACE COUNTERS

- Surface counter installs at the end or at the center of a double-sided surface.
- Counter height enables a space to be divided up and the creation of areas suitable for quick meetings.
- Made of 1"-thick (25 mm) laminate.
- Back made of translucent acrylic (T) held by metal ties, Silver color (ARS).
- Height: 11" (285 mm) or 18" (450 mm).



ACCESSORY RAILS

- Accessory rails are available in single- or double-sided versions.
- Compatible with metal accessories.
- Enable the space between two workstations to be divided up.
- Designed to be positioned above the wire management raceway.
- Made of laminate, with aluminum rail and Silver finish.
- Height: 11" (285 mm).



BASES: LATERAL / CENTER
LATERAL BASES

Compatibility of lateral bases:		Montréal* Metal	Chicago** Metal	New York*** Acrylic / Laminate	Panel Laminate	Storage module panel Laminate	Storage module Laminate
Double-sided surface	C_NNS-RCD_____	CNNN_-ABD__	CNNN_-QBD__	CNNNS-CBD___	CNNNS-LED__28 CNNNS-LED__41	CNNNS-LED__06 CNNNS-LED__19	C_N_S_N-EXR__29__ C_N_S_N-EXR__41__
120° surface	C_NNS-TCAD_____	CNNN_-ABD__	CNNN_-QBD__	CNNNS-CBD___	CNNNS-LED__28	CNNNS-LED__06	C_N_S-EXR__29__ C_N_S-EXR__41__
Single-sided surface	C_NNS-RCS_____	CNNN_-ABS30__	CNNN_-QBS30__	CNNNS-CBS_30	CNNNS-LES__28 CNNNS-LES__41		
Return surfaces	C_NN_-R_____	CNNN_-AB__					

Montréal* and Chicago metal bases:**

- Available with Silver (S) or White (W) finish.
- 1 base required for each end of a table.
- Reversible for double-sided surfaces.
- Montréal base for single-sided surfaces is available in Left (L) or Right (R) models.

New York* translucent acrylic base:**

- 1½"-thick (38 mm) laminate contour.
- Choice of translucent acrylic insert (T).
- Also available with laminate insert.
- 5/16" (8 mm) spacers.
- 6"-wide (150 mm) laminate contour.
- 1 base required for each end of a table.
- Reversible.

Laminate panel bases:

- 1½"-thick (38 mm) laminate panel.
- 5/16" (8 mm) spacers.
- Cantilevers included with lateral panel bases.
- 1 base required for each end of a table.
- Panel bases on storage modules must entirely rest on a 21" (561 mm) storage module.
- Reversible for double-sided surfaces.

CENTER BASES

Compatibility of center bases:		Wire management Laminate	Panel Laminate	Panel on storage module Laminate
Double-sided surface	C_NNS-RCD_____	CNNNS-LBD1212WM	CNNNS-LCD2828 CNNNS-LCD__41	CNNNS-LCD2806 CNNNS-LCD__19
Single-sided surface	C_NNS-RCS_____	CNNNS-LBS912WM	CNNNS-LCS1728 CNNNS-LCS4641	

Center bases:

- Center panel base version with minimum 13" (330 mm) clearance on either side for legs. Cantilevers and connecting plates included.
- Wire management base in laminate; simple- or double-sided. Cantilevers included.

STORAGE BASE MODULES: / LATERAL / CENTER / OTHER LOW STORAGE MODULES

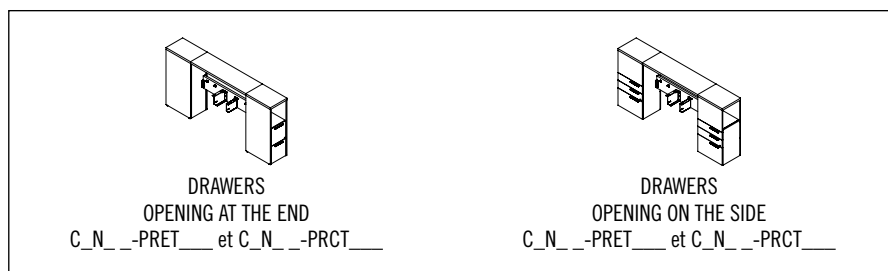
STORAGE BASE MODULES

Compatibility of storage base modules:

	Surface	2 surfaces	Surface and extension
Lateral: C_N__-PRET____			
C_N__-CRE____			

- C_N__-PRET____ and C_N__-PRCT____ products are available in 2 versions: with drawers opening at the end of the module or with drawers opening on the side of the module.

Examples of workstations:



Specifications:

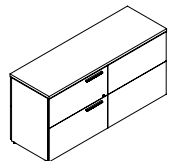
Storage bases serve to support double-sided surfaces, divide a space between users, and make possible several storage combinations. Center models are used at the junction of two surface sections, while lateral models complete a workstation at the end of a bench run.

- Mid-rise back available in translucent acrylic (T) for C_N__-PRET____ and C_N__-PRCT____ products.
- Cantilevers are included with all storage bases.
- Center models are also compatible with trapezoidal extension surfaces in order to create an area conducive to meetings.

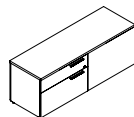
- C_N__-CRE____ and C_N__-CRC____ products are equipped with a wire management raceway that enables electric cables to be run from the floor to the surface.

STORAGE MODULE

STORAGE UNIT 29 7/8" (757 mm) OR STORAGE UNIT 29 3/8" (745 mm):



Storage module 21" (561 mm) :

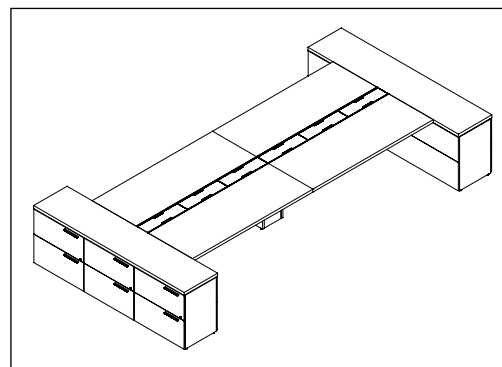


STORAGE MODULES:

- Top thickness: 1 1/2" (38 mm) or 1" (25 mm).
- Several drawer configurations available.
- Individual- or shared-use modules.
- Height: 21" (561 mm), 29 7/8" (757 mm) or 29 3/8" (745 mm).
- 29 7/8"- (757 mm) or 29 3/8"-tall (745 mm) storage modules may be joined to a double-sided surface, resting on the module back, using a set of surface support ties for storage modules (CNNNS-SURFCO). This set of supports must be ordered separately.

STORAGE MODULE 29 7/8" (757 mm) OR 29 3/8" (745 mm) ATTACHED TO A DOUBLE-SIDED SURFACE, USING A SET OF SURFACE SUPPORT TIES FOR STORAGE MODULES (CNNNS-SURFCO):

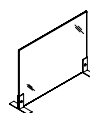
Example of a workstation:



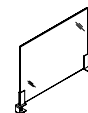
ACCESSORIES: / PRIVACY, LATERAL AND SPACE END SCREENS / CUSHIONS

PRIVACY AND LATERAL SCREENS

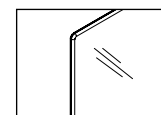
- Lateral and center dividing screens are available in 1/4"-thick (6 mm) acrylic, in 3/4"-thick (19 mm) fabric or in 1/2"-thick (12 mm) felt to establish individual work spaces.
- Choice of colors for translucent acrylic, United Chair® fabrics, and felt.
- Height: 11" (285 mm) or 18" (450 mm).



DIVIDERS



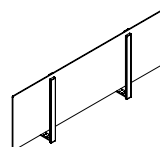
LATERAL



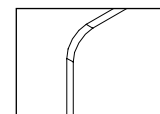
PRIVACY, LATERAL AND SPACE END SCREENS

END SCREENS

- End dividing screens are available in 1/4"-thick (6 mm) acrylic, in 3/4"-thick (19 mm) fabric or in 1/2"-thick (12 mm) felt to establish individual work spaces, from the adjacent corridor to the surface.
- Choice of colors for translucent acrylic, United Chair® fabrics, and felt. (Refer to color chart.)
- Metallic base sold separately. Enables a felt end screen to be turned into a tackboard.
- Height: 18" (450 mm).



END

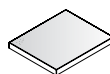


FELT END SCREENS

ACCESSORIES: / CUSHIONS

CUSHIONS:

- 21"-tall (561 mm) storage modules are compatible with all cushion models, except product C_N_N_N_N-CU1518, which is reserved for mobile pedestal C_N__MP1518F.
- 1 3/8"-thick (35 mm) foam.
- Choice of United Chair® fabrics.
- Comply with *Cal. 117* standard.

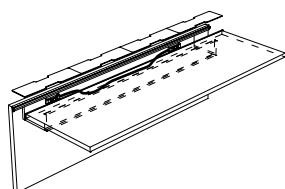


ELECTRICITY: / CHARACTERISTICS / ELECTRICAL POWER FEED

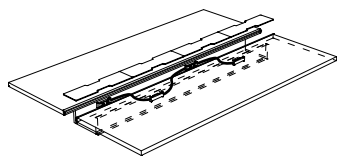
CHARACTERISTICS OF THE ELECTRICAL SYSTEM

- 4 wires, 2 circuits, 20 Amps each.
- 13 double electric power outlets per circuit. Maximum of 26 double outlets of 15 Amps per power source.
- Easy to adapt, install and reconfigure.
- UL-classified wiring system.
- Cradle-to-cradle compliance with RoHS standard, available upon request.
- For installation in wire management raceways.
- Functions in all regions except Chicago and New York.
- Manufactured wiring systems are not authorized in Chicago or New York.
- So simple: just 4 different kits deliver electrical power to all single-sided, double-sided or 120° work surfaces.

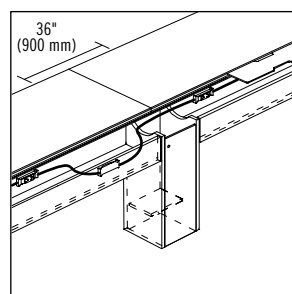
HOW TO SPECIFY:



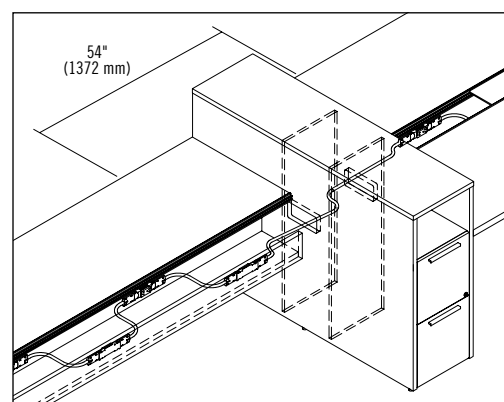
RCST3196 with LGC-4TRAC296C1



RCST6084 with LGC-4TRAC496C2



LGC-PASS36



LGC-PASS54

STEP 1

Determine the number of users.

STEP 2

Determine each user's electrical power needs (1 or 2 double outlets per workstation meet most needs). Choose one of the 4 kits available.

Each kit must be ordered according to the surface length and the number of double outlets required.

STEP 3

Determine whether 1 or 2 circuits are required, and order the number of kits needed. The kits are comprised of double outlets and cables. Each kit includes the hardware required to attach the cables to the wire management raceway.

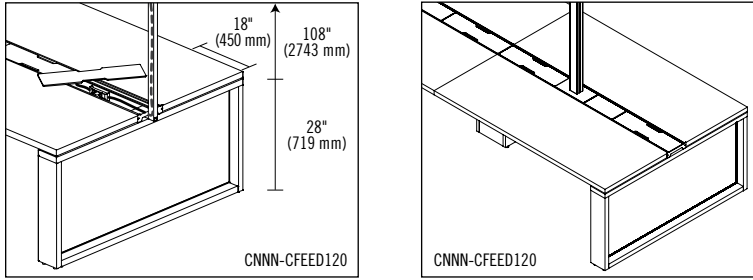
STEP 4

Each added surface must be connected to the adjacent surface with connecting cable LGC-PASS36, except for those arrangements where a C_N__CRC__ storage base is integrated between two surfaces; the latter must be connected with cable LGC-PASS54.

ELECTRICAL INFEED

There are a number of ways for bringing electrical power to surfaces, namely from a power source located in the floor, in a wall or in the ceiling.

Infeed from ceiling:



Power feed is plugged at one end of the piece of furniture or at any point along the top of the raceway. To this end, a 120"-tall (3000 mm) column is supplied, with the appropriate hardware.

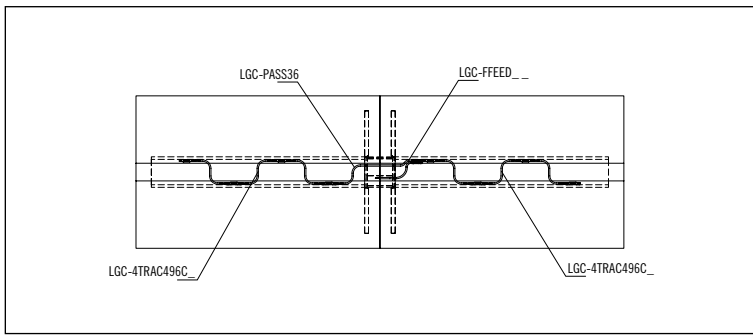
The cable is 132" (3353 mm) long, assuming the piece of furniture is 29 7/8" (757 mm) tall and that the first double power outlet is located 18" (450 mm) from the surface edge.

A contact plate may be installed along the wire management raceway's aluminum rails, and it can accommodate up to 4 connections.

Adapters are included.

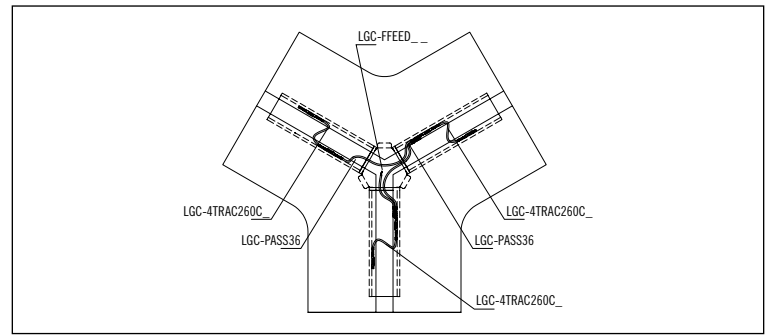
Examples of electrical specifications:

Rectangular surfaces:



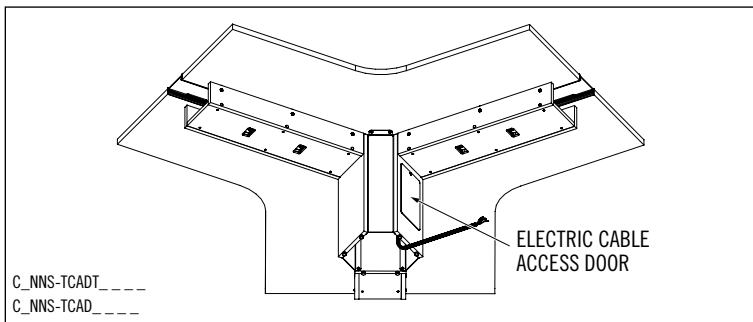
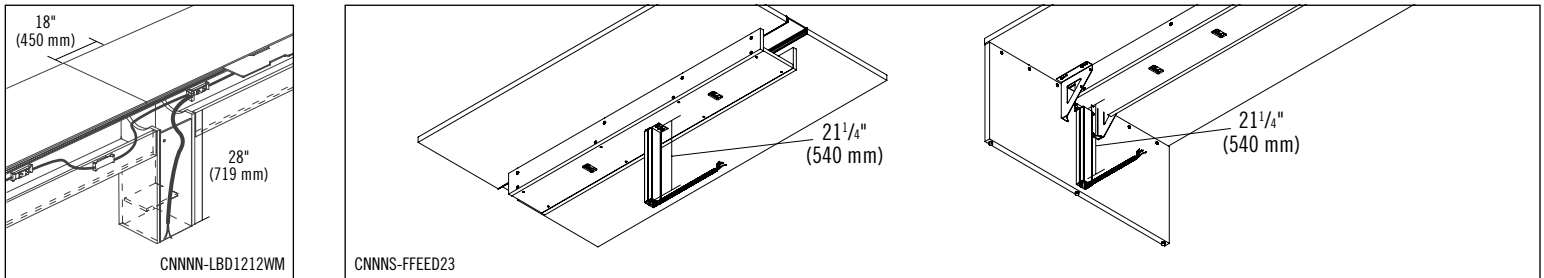
Two double-sided surfaces 60" D x 96" W (1500 mm x 2400 mm) are connected to an electric power source by the sequence of components shown in the diagram above.

120° surfaces:



120° surfaces 54" D x 60" W (1350 mm x 1500 mm) are connected to an electric power source by the sequence of components shown in the diagram above.

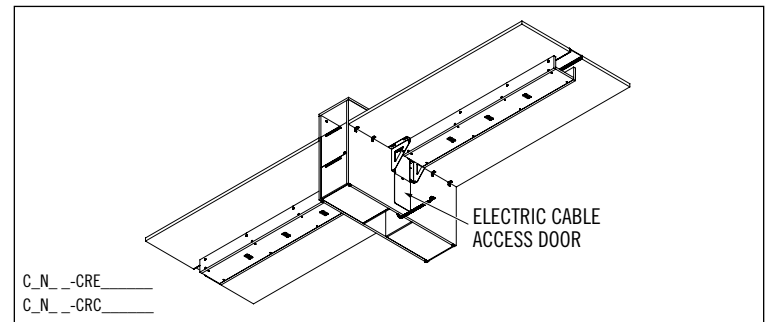
Infeed from floor:



The installation of the electrical feed must be carried out by a professional electrician.

Cables for floor infeed are available in lengths of 60" (1524 mm) or 72" (1829 mm), assuming the piece of furniture is 29 7/8" (757 mm) tall and that the first duplex is located 18" (450 mm) from the surface edge.

The center base with wire management raceway (CNNNS-LBD1212WM or CNNNS-LBS912WM) is equipped with a lockable door.



Power can be fed to: the end of the work surface; the center, thanks to the wire management raceway; the storage base equipped with a wire management raceway (C_N-CRE and C_N-CRC); the base of the 120° surface; or from any location beneath the raceway, using FFEED23 products, when the power source is in the floor.

Each electrical panel can feed 2 circuits comprising a maximum of 26 double outlets (13 per circuit).

EDGEBANDING:

Automatically applied to the top and the sides.

N Edge


1" and 1½"
(25 mm and 38 mm)
N edgebanding matches the finish specified for the surface.

K Knife Edge


1½" (38 mm)
K knife-edge available (in coordinated colors) ONLY when a wood grain or Snow (SNO) finish is specified for the surface.

CODIFICATION

Series	Thickness	Options		
		Edgebanding	High-Gloss accent	Accent
C	1 Thermofused laminate 1" (25 mm)	N Smooth edge K Knife-edge	W High-Gloss White	S Silver W White
	2 High-pressure laminate 1" (25 mm)			
	5 Thermofused laminate 1½" (38 mm)			
	6 High-pressure laminate 1½" (38 mm)			

METAL BASES:

S – Silver or W – White


Montréal Base

Chicago Base

New York Base
LAMINATE OR LAMINATE/ACRYLIC BASES:

SCREENS / LATERAL SCREENS:
Acrylic

T – Translucent
Felt


Several colors available.

Fabric

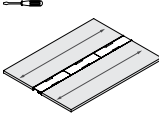
Several fabrics available. Refer to United Chair®'s fabric swatch cards.

SCREEN SUPPORTS, HANDLE, SURFACE ELECTRICAL MODULE:

S – Silver or W – White



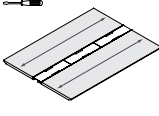


	W x D x H (in)	W x D x H (mm)	Code	All Laminate (\$)	HPL Surfaces (\$)
Double-sided surfaces with raceway	<i>Double-sided surfaces with wire management raceway. Translucent acrylic channel covers. 2 LGC-COM included. 1 tone only.</i>				
	72 x 60 x 1	1800 x 1500 x 25	C_NNS-RCDT6072	1,980	2,345
	60 x 60 x 1	1500 x 1500 x 25	C_NNS-RCDT6060	1,752	2,126
	48 x 60 x 1	1200 x 1500 x 25	C_NNS-RCDT6048	1,535	1,900
	72 x 54 x 1	1800 x 1350 x 25	C_NNS-RCDT5472	1,878	2,265
96" to 84"	60 x 54 x 1	1500 x 1350 x 25	C_NNS-RCDT5460	1,665	2,061
Packaged in 2 boxes.	48 x 54 x 1	1200 x 1350 x 25	C_NNS-RCDT5448	1,455	1,841

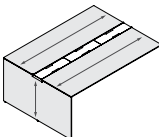
Specify the surface type (1, 2).

	96 x 60 x 1 1/2	2400 x 1500 x 38	C_NNS-RCDT6096	2,960	3,549
	84 x 60 x 1 1/2	2100 x 1500 x 38	C_NNS-RCDT6084	2,689	3,214
	72 x 60 x 1 1/2	1800 x 1500 x 38	C_NNS-RCDT6072	2,425	2,915
	60 x 60 x 1 1/2	1500 x 1500 x 38	C_NNS-RCDT6060	2,177	2,609
	48 x 60 x 1 1/2	1200 x 1500 x 38	C_NNS-RCDT6048	1,958	2,359
	96 x 54 x 1 1/2	2400 x 1350 x 38	C_NNS-RCDT5496	2,884	3,462
	84 x 54 x 1 1/2	2100 x 1350 x 38	C_NNS-RCDT5484	2,621	3,150
	72 x 54 x 1 1/2	1800 x 1350 x 38	C_NNS-RCDT5472	2,368	2,834
	60 x 54 x 1 1/2	1500 x 1350 x 38	C_NNS-RCDT5460	2,126	2,549
	48 x 54 x 1 1/2	1200 x 1350 x 38	C_NNS-RCDT5448	1,921	2,295

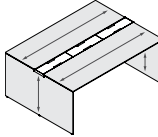
Specify the surface type (5, 6).

	W x D x H (in)	W x D x H (mm)	Code	All Laminate (\$)	HPL Surfaces (\$)
Double-sided surfaces with raceway and knife edge	<i>Double-sided surfaces with wire management raceway. Knife edge. Translucent acrylic channel covers. 2 LGC-COM included. 1 tone only.</i>				
	96 x 60 x 1 1/2	2400 x 1500 x 38	C_KNS-RCDT6096	3,360	3,769
	84 x 60 x 1 1/2	2100 x 1500 x 38	C_KNS-RCDT6084	3,150	3,493
	72 x 60 x 1 1/2	1800 x 1500 x 38	C_KNS-RCDT6072	2,872	3,157
	60 x 60 x 1 1/2	1500 x 1500 x 38	C_KNS-RCDT6060	2,650	2,879
	48 x 60 x 1 1/2	1200 x 1500 x 38	C_KNS-RCDT6048	2,440	2,600
96" to 84"	96 x 54 x 1 1/2	2400 x 1350 x 38	C_KNS-RCDT5496	3,229	3,631
Packaged in 2 boxes.	84 x 54 x 1 1/2	2100 x 1350 x 38	C_KNS-RCDT5484	3,024	3,368
	72 x 54 x 1 1/2	1800 x 1350 x 38	C_KNS-RCDT5472	2,761	3,055
	60 x 54 x 1 1/2	1500 x 1350 x 38	C_KNS-RCDT5460	2,560	2,790
	48 x 54 x 1 1/2	1200 x 1350 x 38	C_KNS-RCDT5448	2,351	2,527

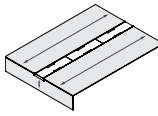
Specify the surface type (5, 6).

	W x D x H (in)	W x D x H (mm)	Code	All Laminate (\$)	HPL Surfaces (\$)
Double-sided surfaces with raceway and knife edge	<i>Double-sided surfaces with wire management raceway. Knife edge. Translucent acrylic channel covers. 1 full leg with knife edge included. 2 LGC-COM included. 1 tone only.</i>				
	96 x 60 x 29 7/8	2400 x 1500 x 757	C_KNS-RCDT6096RA	4,186	4,771
	84 x 60 x 29 7/8	2100 x 1500 x 757	C_KNS-RCDT6084RA	3,975	4,491
	72 x 60 x 29 7/8	1800 x 1500 x 757	C_KNS-RCDT6072RA	3,763	4,208
	60 x 60 x 29 7/8	1500 x 1500 x 757	C_KNS-RCDT6060RA	3,544	3,922
	48 x 60 x 29 7/8	1200 x 1500 x 757	C_KNS-RCDT6048RA	3,332	3,639
	96 x 54 x 29 7/8	2400 x 1350 x 757	C_KNS-RCDT5496RA	4,105	4,631
Packaged in 2 boxes.	84 x 54 x 29 7/8	2100 x 1350 x 757	C_KNS-RCDT5484RA	3,892	4,361
	72 x 54 x 29 7/8	1800 x 1350 x 757	C_KNS-RCDT5472RA	3,688	4,091
	60 x 54 x 29 7/8	1500 x 1350 x 757	C_KNS-RCDT5460RA	3,485	3,828
	48 x 54 x 29 7/8	1200 x 1350 x 757	C_KNS-RCDT5448RA	3,272	3,555

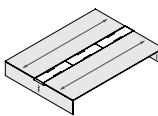
Specify the surface type (5, 6).

	W x D x H (in)	W x D x H (mm)	Code	All Laminate (\$)	HPL Surfaces (\$)
Double-sided surfaces with raceway and knife edge	<i>Double-sided surfaces with wire management raceway. Knife edge. Translucent acrylic channel covers. 2 full legs with knife edge included. 2 LGC-COM included. 1 tone only.</i>				
	96 x 60 x 29 7/8	2400 x 1500 x 757	C_KNS-RCDT6096A	5,215	5,793
	84 x 60 x 29 7/8	2100 x 1500 x 757	C_KNS-RCDT6084A	5,012	5,529
	72 x 60 x 29 7/8	1800 x 1500 x 757	C_KNS-RCDT6072A	4,815	5,267
	60 x 60 x 29 7/8	1500 x 1500 x 757	C_KNS-RCDT6060A	4,618	5,004
	48 x 60 x 29 7/8	1200 x 1500 x 757	C_KNS-RCDT6048A	4,418	4,733
Packaged in 2 boxes.	96 x 54 x 29 7/8	2400 x 1350 x 757	C_KNS-RCDT5496A	5,099	5,626
	84 x 54 x 29 7/8	2100 x 1350 x 757	C_KNS-RCDT5484A	4,910	5,370
	72 x 54 x 29 7/8	1800 x 1350 x 757	C_KNS-RCDT5472A	4,720	5,120
	60 x 54 x 29 7/8	1500 x 1350 x 757	C_KNS-RCDT5460A	4,523	4,873
	48 x 54 x 29 7/8	1200 x 1350 x 757	C_KNS-RCDT5448A	4,333	4,625

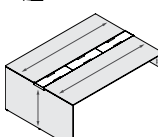
Specify the surface type (5, 6).

	W x D x H (in)	W x D x H (mm)	Code	All Laminate (\$)	HPL Surfaces (\$)
Double-sided surfaces with raceway and knife edge	<i>Double-sided surfaces with wire management raceway. Knife edge. Translucent acrylic channel covers. 1 small leg with knife edge included to be supported by low storage module. 2 LGC-COM included. 1 tone only.</i>				
	96 x 60 x 8	2400 x 1500 x 196	C_KNS-RCDT6096RC	3,988	4,568
	84 x 60 x 8	2100 x 1500 x 196	C_KNS-RCDT6084RC	3,777	4,288
	72 x 60 x 8	1800 x 1500 x 196	C_KNS-RCDT6072RC	3,566	4,004
	60 x 60 x 8	1500 x 1500 x 196	C_KNS-RCDT6060RC	3,353	3,726
	48 x 60 x 8	1200 x 1500 x 196	C_KNS-RCDT6048RC	3,140	3,448
96" to 72"	96 x 54 x 8	2400 x 1350 x 196	C_KNS-RCDT5496RC	3,922	4,435
Packaged in 2 boxes.	84 x 54 x 8	2100 x 1350 x 196	C_KNS-RCDT5484RC	3,718	4,171
	72 x 54 x 8	1800 x 1350 x 196	C_KNS-RCDT5472RC	3,514	3,908
	60 x 54 x 8	1500 x 1350 x 196	C_KNS-RCDT5460RC	3,309	3,639
	48 x 54 x 8	1200 x 1350 x 196	C_KNS-RCDT5448RC	3,106	3,374

Specify the surface type (5, 6).

	W x D x H (in)	W x D x H (mm)	Code	All Laminate (\$)	HPL Surfaces (\$)
Double-sided surfaces with raceway and knife edge	<i>Double-sided surfaces with wire management raceway. Knife edge. Translucent acrylic channel covers. 2 small legs with knife edge included to be supported by low storage modules. 2 LGC-COM included. 1 tone only.</i>				
	96 x 60 x 8	2400 x 1500 x 196	C_KNS-RCDT6096C	4,981	5,573
	84 x 60 x 8	2100 x 1500 x 196	C_KNS-RCDT6084C	4,783	5,304
	72 x 60 x 8	1800 x 1500 x 196	C_KNS-RCDT6072C	4,580	5,034
	60 x 60 x 8	1500 x 1500 x 196	C_KNS-RCDT6060C	4,376	4,765
	48 x 60 x 8	1200 x 1500 x 196	C_KNS-RCDT6048C	4,179	4,500
96" to 72"	96 x 54 x 8	2400 x 1350 x 196	C_KNS-RCDT5496C	4,895	5,420
Packaged in 2 boxes.	84 x 54 x 8	2100 x 1350 x 196	C_KNS-RCDT5484C	4,696	5,165
	72 x 54 x 8	1800 x 1350 x 196	C_KNS-RCDT5472C	4,507	4,910
	60 x 54 x 8	1500 x 1350 x 196	C_KNS-RCDT5460C	4,311	4,661
	48 x 54 x 8	1200 x 1350 x 196	C_KNS-RCDT5448C	4,113	4,404

Specify the surface type (5, 6).

	W x D x H (in)	W x D x H (mm)	Code	All Laminate (\$)	HPL Surfaces (\$)
Double-sided surfaces with raceway and knife edge	<i>Double-sided surfaces with wire management raceway. Knife edge. Translucent acrylic channel covers. 1 full leg and 1 small leg with knife edge included to be supported by low storage module. 2 LGC-COM included. 1 tone only.</i>				
	96 x 60 x 29 7/8	2400 x 1500 x 757	C_KNS-RCDT6096B	5,120	5,711
	84 x 60 x 29 7/8	2100 x 1500 x 757	C_KNS-RCDT6084B	4,916	5,443
	72 x 60 x 29 7/8	1800 x 1500 x 757	C_KNS-RCDT6072B	4,712	5,172
	60 x 60 x 29 7/8	1500 x 1500 x 757	C_KNS-RCDT6060B	4,513	4,904
	48 x 60 x 29 7/8	1200 x 1500 x 757	C_KNS-RCDT6048B	4,311	4,631

Packaged in 2 boxes.

2-TONE LAMINATE APPLICATION: SHADED AREA CORRESPONDS TO THE FIRST CODE TO BE SPECIFIED. SECOND LAMINATE CODE WILL BE APPLIED TO THE REST OF THE PRODUCT.





W x D x H (in)	W x D x H (mm)	Code	All Laminate (\$)	HPL Surfaces (\$)
120-degree surfaces with raceway				
<i>Surfaces with wire management raceway. Translucent acrylic channel covers. Wire management center base included. 3 LGC-COM included. 1 tone only.</i>				
60 x 54 x 29 ³ / ₈	1500 x 1350 x 745	C_NN_-TCADT5460	5,295	6,728
54 x 54 x 29 ³ / ₈	1350 x 1350 x 745	C_NN_-TCADT5454	5,239	6,580
Specify the surface type (1, 2). Specify accent color (S, W).				
60 x 54 x 29 ³ / ₈	1500 x 1350 x 757	C_NN_-TCADT5460	5,918	7,415
54 x 54 x 29 ³ / ₈	1350 x 1350 x 757	C_NN_-TCADT5454	5,822	7,231
Specify the surface type (5, 6). Specify accent color (S, W).				

W x D x H (in)	W x D x H (mm)	Code	All Laminate (\$)	HPL Surfaces (\$)
120-degree surfaces without raceway				
<i>Surfaces with 2³/₄" (70 mm) space for wires between surfaces. Wire management center base included. 1 tone only.</i>				
60 x 54 x 29 ³ / ₈	1500 x 1350 x 745	C_NN_-TCAD5460	3,836	5,337
54 x 54 x 29 ³ / ₈	1350 x 1350 x 745	C_NN_-TCAD5454	3,791	5,426
Specify the surface type (1, 2). Specify accent color (S, W).				
60 x 54 x 29 ³ / ₈	1500 x 1350 x 757	C_NN_-TCAD5460	4,574	6,346
54 x 54 x 29 ³ / ₈	1350 x 1350 x 757	C_NN_-TCAD5454	4,500	6,211
Specify the surface type (5, 6). Specify accent color (S, W).				

W x D x H (in)	W x D x H (mm)	Code	All Laminate (\$)	HPL Surfaces (\$)	
Single-sided surfaces with raceway					
<i>Single-sided surfaces with wire management raceway. Translucent acrylic channel covers. 1 LGC-COM included. 1 tone only.</i>					
72 x 31 x 29 ³ / ₈	1800 x 797 x 745	C_NNS-RCST3172	1,594	1,878	
60 x 31 x 29 ³ / ₈	1500 x 797 x 745	C_NNS-RCST3160	1,462	1,733	
48 x 31 x 29 ³ / ₈	1200 x 797 x 745	C_NNS-RCST3148	1,315	1,564	
Specify the surface type (1, 2).					
96" to 84"	96 x 31 x 29 ³ / ₈	2400 x 797 x 757	C_NNS-RCST3196	1,985	2,381
Packaged in 2 boxes.	84 x 31 x 29 ³ / ₈	2100 x 797 x 757	C_NNS-RCST3184	1,776	2,126
	72 x 31 x 29 ³ / ₈	1800 x 797 x 757	C_NNS-RCST3172	1,627	1,949
	60 x 31 x 29 ³ / ₈	1500 x 797 x 757	C_NNS-RCST3160	1,499	1,791
	48 x 31 x 29 ³ / ₈	1200 x 797 x 757	C_NNS-RCST3148	1,366	1,639
Specify the surface type (5, 6).					

W x D x H (in)	W x D x H (mm)	Code	All Laminate (\$)	HPL Surfaces (\$)	
Single-sided knife edge surfaces with raceway					
<i>Single-sided surfaces with wire management raceway. Knife edge. Translucent acrylic channel covers. 1 LGC-COM included. 1 tone only.</i>					
96" to 84"	96 x 31 x 29 ³ / ₈	2400 x 797 x 757	C_KNS-RCST3196	2,484	2,981
Packaged in 2 boxes.	84 x 31 x 29 ³ / ₈	2100 x 797 x 757	C_KNS-RCST3184	2,220	2,667
	72 x 31 x 29 ³ / ₈	1800 x 797 x 757	C_KNS-RCST3172	2,037	2,446
	60 x 31 x 29 ³ / ₈	1500 x 797 x 757	C_KNS-RCST3160	1,870	2,242
	48 x 31 x 29 ³ / ₈	1200 x 797 x 757	C_KNS-RCST3148	1,709	2,052
Specify the surface type (5, 6).					

W x D x H (in)	W x D x H (mm)	Code	All Laminate (\$)	HPL Surfaces (\$)	
Single-sided knife edge surfaces with raceway					
<i>Single-sided surfaces with wire management raceway. Knife edge. Translucent acrylic channel covers. 1 full leg with knife edge included. 1 LGC-COM included. 1 tone only.</i>					
96" to 72"	96 x 31 x 29 ³ / ₈	2400 x 797 x 757	C_KNS-RCST3196RA	2,996	3,594
Packaged in 2 boxes.	84 x 31 x 29 ³ / ₈	2100 x 797 x 757	C_KNS-RCST3184RA	2,733	3,279
	72 x 31 x 29 ³ / ₈	1800 x 797 x 757	C_KNS-RCST3172RA	2,549	3,062
	60 x 31 x 29 ³ / ₈	1500 x 797 x 757	C_KNS-RCST3160RA	2,381	2,856
	48 x 31 x 29 ³ / ₈	1200 x 797 x 757	C_KNS-RCST3148RA	2,220	2,667
Specify the surface type (5, 6). Choose left or right, add L or R at the end of the code.					

W x D x H (in)	W x D x H (mm)	Code	All Laminate (\$)	HPL Surfaces (\$)	
Single-sided knife edge surfaces with raceway					
<i>Single-sided surfaces with wire management raceway. Knife edge. Translucent acrylic channel covers. 2 full legs with knife edge included. 1 LGC-COM included. 1 tone only.</i>					
96" to 84"	96 x 31 x 29 ³ / ₈	2400 x 797 x 757	C_KNS-RCST3196A	3,360	3,864
Packaged in 2 boxes.	84 x 31 x 29 ³ / ₈	2100 x 797 x 757	C_KNS-RCST3184A	3,101	3,566
	72 x 31 x 29 ³ / ₈	1800 x 797 x 757	C_KNS-RCST3172A	2,915	3,353
	60 x 31 x 29 ³ / ₈	1500 x 797 x 757	C_KNS-RCST3160A	2,746	3,157
	48 x 31 x 29 ³ / ₈	1200 x 797 x 757	C_KNS-RCST3148A	2,586	2,973
Specify the surface type (5, 6).					

W x D x H (in)	W x D x H (mm)	Code	All Laminate (\$)	HPL Surfaces (\$)	
Single-sided surfaces without raceway					
<i>Single-sided surfaces with 2" (50 mm) space for wires on the surface. 1 tone only.</i>					
96" to 84"	72 x 31 x 29 ³ / ₈	1800 x 797 x 745	C_NNN-RCS3172	1,045	1,302
Packaged in 2 boxes.	60 x 31 x 29 ³ / ₈	1500 x 797 x 745	C_NNN-RCS3160	978	1,190
	48 x 31 x 29 ³ / ₈	1200 x 797 x 745	C_NNN-RCS3148	913	1,088
Specify the surface type (1, 2).					
96" to 84"	96 x 31 x 29 ³ / ₈	2400 x 797 x 757	C_NNN-RCS3196	1,829	2,161
Packaged in 2 boxes.	84 x 31 x 29 ³ / ₈	2100 x 797 x 757	C_NNN-RCS3184	1,639	1,930
	72 x 31 x 29 ³ / ₈	1800 x 797 x 757	C_NNN-RCS3172	1,447	1,695
	60 x 31 x 29 ³ / ₈	1500 x 797 x 757	C_NNN-RCS3160	1,257	1,468
	48 x 31 x 29 ³ / ₈	1200 x 797 x 757	C_NNN-RCS3148	1,068	1,234
Specify the surface type (5, 6).					

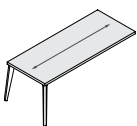
W x D x H (in)	W x D x H (mm)	Code	All Laminate (\$)	HPL Surfaces (\$)	
Single-sided knife edge surfaces without raceway					
<i>Single-sided surfaces with 2" (50 mm) space for wires on the surface. Knife edge. 1 tone only.</i>					
96" to 84"	96 x 31 x 29 ³ / ₈	2400 x 797 x 757	C_KNN-RCS3196	1,985	2,301
Packaged in 2 boxes.	84 x 31 x 29 ³ / ₈	2100 x 797 x 757	C_KNN-RCS3184	1,804	2,082
	72 x 31 x 29 ³ / ₈	1800 x 797 x 757	C_KNN-RCS3172	1,627	1,862
	60 x 31 x 29 ³ / ₈	1500 x 797 x 757	C_KNN-RCS3160	1,468	1,650
	48 x 31 x 29 ³ / ₈	1200 x 797 x 757	C_KNN-RCS3148	1,284	1,431
Specify the surface type (5, 6).					

W x D x H (in)	W x D x H (mm)	Code	All Laminate (\$)	HPL Surfaces (\$)	
Single-sided knife edge surfaces without raceway					
<i>Single-sided surfaces with 2" (50mm) space for wires on the surface. 1 full leg with knife edge included. 1 tone only.</i>					
96" to 84"	96 x 31 x 29 ³ / ₈	2400 x 797 x 757	C_KNS-RCS3196RA	2,615	2,986
Packaged in 2 boxes.	84 x 31 x 29 ³ / ₈	2100 x 797 x 757	C_KNS-RCS3184RA	2,440	2,770
	72 x 31 x 29 ³ / ₈	1800 x 797 x 757	C_KNS-RCS3172RA	2,265	2,549
	60 x 31 x 29 ³ / ₈	1500 x 797 x 757	C_KNS-RCS3160RA	2,089	2,331
	48 x 31 x 29 ³ / ₈	1200 x 797 x 757	C_KNS-RCS3148RA	1,907	2,119
Specify the surface type (5, 6). Choose left or right, add L or R at the end of the code.					

W x D x H (in)	W x D x H (mm)	Code	All Laminate (\$)	HPL Surfaces (\$)	
Single-sided knife edge surfaces without raceway					
<i>Single-sided surfaces with 2" (50 mm) space for wires on the surface. 2 full legs with knife edge included. 1 tone only.</i>					
96" to 72"	96 x 31 x 29 ³ / ₈	2400 x 797 x 757	C_KNS-RCS3196A	3,339	3,674
Packaged in 2 boxes.	84 x 31 x 29 ³ / ₈	2100 x 797 x 757	C_KNS-RCS3184A	3,157	3,453
	72 x 31 x 29 ³ / ₈	1800 x 797 x 757	C_KNS-RCS3172A	2,973	3,234
	60 x 31 x 29 ³ / ₈	1500 x 797 x 757	C_KNS-RCS3160A	2,797	3,017
	48 x 31 x 29 ³ / ₈	1200 x 797 x 757	C_KNS-RCS3148A	2,615	2,797
Specify the surface type (5, 6).					

2-TONE LAMINATE APPLICATION: SHADED AREA CORRESPONDS TO THE FIRST CODE TO BE SPECIFIED. SECOND LAMINATE CODE WILL BE APPLIED TO THE REST OF THE PRODUCT.



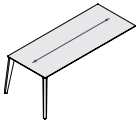
	W x D x H (in)	W x D x H (mm)	Code	All Laminate (\$)	HPL Surfaces (\$)
Return surfaces	<i>Rectangular return surfaces. Metal bases included.</i>				
	72 x 36 x 29 ⁷ / ₈	1800 x 900 x 745	C_NN_-R3672A	1,097	1,373
	60 x 36 x 29 ⁷ / ₈	1500 x 900 x 745	C_NN_-R3660A	1,068	1,293
	48 x 36 x 29 ⁷ / ₈	1200 x 900 x 745	C_NN_-R3648A	1,029	1,213
	72 x 30 x 29 ⁷ / ₈	1800 x 750 x 745	C_NN_-R3072A	1,068	1,293
	60 x 30 x 29 ⁷ / ₈	1500 x 750 x 745	C_NN_-R3060A	1,037	1,227
	48 x 30 x 29 ⁷ / ₈	1200 x 750 x 745	C_NN_-R3048A	1,007	1,154
	36 x 30 x 29 ⁷ / ₈	900 x 750 x 745	C_NN_-R3036A	972	1,088
	72 x 24 x 29 ⁷ / ₈	1800 x 600 x 745	C_NN_-R2472A	1,029	1,213
	60 x 24 x 29 ⁷ / ₈	1500 x 600 x 745	C_NN_-R2460A	1,007	1,162
	48 x 24 x 29 ⁷ / ₈	1200 x 600 x 745	C_NN_-R2448A	978	1,103
	36 x 24 x 29 ⁷ / ₈	900 x 600 x 745	C_NN_-R2436A	957	1,052

Packaged in 3 boxes.

Specify the surface type (1, 2). Specify accent color (S, W).

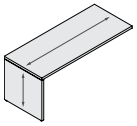
72 x 36 x 29 ⁷ / ₈	1800 x 900 x 757	C_NN_-R3672A	1,222	1,513
60 x 36 x 29 ⁷ / ₈	1500 x 900 x 757	C_NN_-R3660A	1,168	1,473
48 x 36 x 29 ⁷ / ₈	1200 x 900 x 757	C_NN_-R3648A	1,109	1,302
72 x 30 x 29 ⁷ / ₈	1800 x 750 x 757	C_NN_-R3072A	1,168	1,411
60 x 30 x 29 ⁷ / ₈	1500 x 750 x 757	C_NN_-R3060A	1,127	1,403
48 x 30 x 29 ⁷ / ₈	1200 x 750 x 757	C_NN_-R3048A	1,074	1,315
36 x 30 x 29 ⁷ / ₈	900 x 750 x 757	C_NN_-R3036A	1,029	1,147
72 x 24 x 29 ⁷ / ₈	1800 x 600 x 757	C_NN_-R2472A	1,117	1,308
60 x 24 x 29 ⁷ / ₈	1500 x 600 x 757	C_NN_-R2460A	1,081	1,242
48 x 24 x 29 ⁷ / ₈	1200 x 600 x 757	C_NN_-R2448A	1,037	1,168
36 x 24 x 29 ⁷ / ₈	900 x 600 x 757	C_NN_-R2436A	1,002	1,097

Specify the surface type (5, 6). Specify accent color (S, W).

	W x D x H (in)	W x D x H (mm)	Code	All Laminate (\$)	HPL Surfaces (\$)
Return surfaces, knife edge	<i>Rectangular return surfaces. Knife edge. Metal bases included.</i>				
	72 x 36 x 29 ⁷ / ₈	1800 x 900 x 757	C_KN_-R3672A	1,424	1,752
	60 x 36 x 29 ⁷ / ₈	1500 x 900 x 757	C_KN_-R3660A	1,373	1,650
	48 x 36 x 29 ⁷ / ₈	1200 x 900 x 757	C_KN_-R3648A	1,322	1,549
	72 x 30 x 29 ⁷ / ₈	1800 x 750 x 757	C_KN_-R3072A	1,373	1,564
	60 x 30 x 29 ⁷ / ₈	1500 x 750 x 757	C_KN_-R3060A	1,329	1,499
	48 x 30 x 29 ⁷ / ₈	1200 x 750 x 757	C_KN_-R3048A	1,284	1,455
	36 x 30 x 29 ⁷ / ₈	900 x 750 x 757	C_KN_-R3036A	1,242	1,403
	72 x 24 x 29 ⁷ / ₈	1800 x 600 x 757	C_KN_-R2472A	1,329	1,558
	60 x 24 x 29 ⁷ / ₈	1500 x 600 x 757	C_KN_-R2460A	1,293	1,491
	48 x 24 x 29 ⁷ / ₈	1200 x 600 x 757	C_KN_-R2448A	1,257	1,417
	36 x 24 x 29 ⁷ / ₈	900 x 600 x 757	C_KN_-R2436A	1,222	1,352

Packaged in 3 boxes.

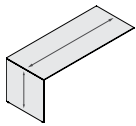
Specify the surface type (5, 6). Specify accent color (S, W).

	W x D x H (in)	W x D x H (mm)	Code	All Laminate (\$)	HPL Surfaces (\$)
Return surfaces	<i>Rectangular return surfaces. 6" small back. 1 full 1 1/2" (38 mm) leg included. Reversible. Can accommodate 1 mobile pedestal CNNN_-MP1518F.</i>				
	72 x 36 x 29 ⁷ / ₈	1800 x 900 x 745	C_NNN-R3672S	951	1,257
	60 x 36 x 29 ⁷ / ₈	1500 x 900 x 745	C_NNN-R3660S	899	1,154
	48 x 36 x 29 ⁷ / ₈	1200 x 900 x 745	C_NNN-R3648S	840	1,045
	72 x 30 x 29 ⁷ / ₈	1800 x 750 x 745	C_NNN-R3072S	890	1,147
	60 x 30 x 29 ⁷ / ₈	1500 x 750 x 745	C_NNN-R3060S	840	1,052
	48 x 30 x 29 ⁷ / ₈	1200 x 750 x 745	C_NNN-R3048S	790	957
	36 x 30 x 29 ⁷ / ₈	900 x 750 x 745	C_NNN-R3036S	738	870
	72 x 24 x 29 ⁷ / ₈	1800 x 600 x 745	C_NNN-R2472S	826	1,029
	60 x 24 x 29 ⁷ / ₈	1500 x 600 x 745	C_NNN-R2460S	781	957
	48 x 24 x 29 ⁷ / ₈	1200 x 600 x 745	C_NNN-R2448S	738	877
	36 x 24 x 29 ⁷ / ₈	900 x 600 x 745	C_NNN-R2436S	694	796

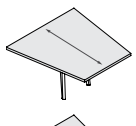
Specify the surface type (1, 2).

	W x D x H (in)	W x D x H (mm)	Code	All Laminate (\$)	HPL Surfaces (\$)
Return surfaces (cont'd)	72 x 36 x 29 ⁷ / ₈	1800 x 900 x 757	C_NNN-R3672S	1,068	1,343
	60 x 36 x 29 ⁷ / ₈	1500 x 900 x 757	C_NNN-R3660S	965	1,222
	48 x 36 x 29 ⁷ / ₈	1200 x 900 x 757	C_NNN-R3648S	855	1,081
	72 x 30 x 29 ⁷ / ₈	1800 x 750 x 757	C_NNN-R3072S	929	1,213
	60 x 30 x 29 ⁷ / ₈	1500 x 750 x 757	C_NNN-R3060S	863	1,097
	48 x 30 x 29 ⁷ / ₈	1200 x 750 x 757	C_NNN-R3048S	796	984
	36 x 30 x 29 ⁷ / ₈	900 x 750 x 757	C_NNN-R3036S	730	870
	72 x 24 x 29 ⁷ / ₈	1800 x 600 x 757	C_NNN-R2472S	847	1,074
	60 x 24 x 29 ⁷ / ₈	1500 x 600 x 757	C_NNN-R2460S	796	978
	48 x 24 x 29 ⁷ / ₈	1200 x 600 x 757	C_NNN-R2448S	738	890
	36 x 24 x 29 ⁷ / ₈	900 x 600 x 757	C_NNN-R2436S	678	796

Specify the surface type (5, 6).

	W x D x H (in)	W x D x H (mm)	Code	All Laminate (\$)	HPL Surfaces (\$)
Return surfaces, knife edge	<i>Rectangular return surfaces. 6" (150 mm) small back. Knife edge. 1 full leg included. Reversible. Can accommodate 1 mobile pedestal CNNN_-MP1518F. 1 tone only.</i>				
	72 x 36 x 29 ⁷ / ₈	1800 x 900 x 757	C_KNN-R3672S	1,315	1,620
	60 x 36 x 29 ⁷ / ₈	1500 x 900 x 757	C_KNN-R3660S	1,249	1,499
	48 x 36 x 29 ⁷ / ₈	1200 x 900 x 757	C_KNN-R3648S	1,168	1,373
	72 x 30 x 29 ⁷ / ₈	1800 x 750 x 757	C_KNN-R3072S	1,234	1,491
	60 x 30 x 29 ⁷ / ₈	1500 x 750 x 757	C_KNN-R3060S	1,168	1,379
	48 x 30 x 29 ⁷ / ₈	1200 x 750 x 757	C_KNN-R3048S	1,103	1,278
	36 x 30 x 29 ⁷ / ₈	900 x 750 x 757	C_KNN-R3036S	1,045	1,168
	72 x 24 x 29 ⁷ / ₈	1800 x 600 x 757	C_KNN-R2472S	1,154	1,361
	60 x 24 x 29 ⁷ / ₈	1500 x 600 x 757	C_KNN-R2460S	1,132	1,266
	48 x 24 x 29 ⁷ / ₈	1200 x 600 x 757	C_KNN-R2448S	1,109	1,177
	36 x 24 x 29 ⁷ / ₈	900 x 600 x 757	C_KNN-R2436S	1,088	1,132

Specify the surface type (5, 6).

	W x D x H (in)	W x D x H (mm)	Code	All Laminate (\$)	HPL Surfaces (\$)
Trapezoidal extension surfaces	<i>Trapezoidal extension surfaces. Must be installed at the end of a double-sided surface. Metal base included.</i>				
	60 x 54 x 29 ⁷ / ₈	1500 x 1350 x 745	C_NN_-CEA6054	1,366	1,709
	60 x 36 x 29 ⁷ / ₈	1500 x 900 x 745	C_NN_-CEA6036	906	1,132
	60 x 30 x 29 ⁷ / ₈	1500 x 750 x 745	C_NN_-CEA6030	870	1,068
	60 x 24 x 29 ⁷ / ₈	1500 x 600 x 745	C_NN_-CEA6024	840	994
	54 x 54 x 29 ⁷ / ₈	1350 x 1350 x 745	C_NN_-CEA5454	1,322	1,665
	54 x 36 x 29 ⁷ / ₈	1350 x 900 x 745	C_NN_-CEA5436	870	1,097
	54 x 30 x 29 ⁷ / ₈	1350 x 750 x 745	C_NN_-CEA5430	832	1,007
	54 x 24 x 29 ⁷ / ₈	1350 x 600 x 745	C_NN_-CEA5424	805	951

Packaged in 2 or 3 boxes depending on the number of legs.

Specify the surface type (1, 2). Specify accent color (S, W).

60 x 54 x 29 ⁷ / ₈	1500 x 1350 x 757	C_NN_-CEA6054	1,594	1,878
60 x 36 x 29 ⁷ / ₈	1500 x 900 x 757	C_NN_-CEA6036	1,052	1,242
60 x 30 x 29 ⁷ / ₈	1500 x 750 x 757	C_NN_-CEA6030	1,007	1,162
60 x 24 x 29 ⁷ / ₈	1500 x 600 x 757	C_NN_-CEA6024	957	1,074
54 x 54 x 29 ⁷ / ₈	1350 x 1350 x 757	C_NN_-CEA5454	1,542	1,829
54 x 36 x 29 ⁷ / ₈	1350 x 900 x 757	C_NN_-CEA5436	1,007	1,199
54 x 30 x 29 ⁷ / ₈	1350 x 750 x 757	C_NN_-CEA5430	965	1,117
54 x 24 x 29 ⁷ / ₈	1350 x 600 x 757	C_NN_-CEA5424	906	1,013

Specify the surface type (5, 6). Specify accent color (S, W).

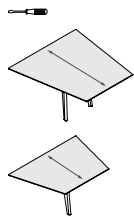
2-TONE LAMINATE APPLICATION: SHADED AREA CORRESPONDS TO THE FIRST CODE TO BE SPECIFIED. SECOND LAMINATE CODE WILL BE APPLIED TO THE REST OF THE PRODUCT.

= NOT PART OF THE QUICKSHIP PROGRAM

= ASSEMBLY REQUIRED



Trapezoidal extension surfaces with knife edge



Packaged in 2 or 3 boxes depending on the number of legs.

W x D x H (in)	W x D x H (mm)	Code	All Laminate (\$)	HPL Surfaces (\$)
<i>Trapezoidal extension surfaces with knife edge. Must be installed at the end of a double-sided surface. Metal base included.</i>				
60 x 54 x 29 ³ / ₈	1500 x 1350 x 757	C_KN-CEA6054	1,709	2,052
60 x 36 x 29 ³ / ₈	1500 x 900 x 757	C_KN-CEA6036	1,234	1,468
60 x 30 x 29 ³ / ₈	1500 x 750 x 757	C_KN-CEA6030	1,190	1,389
60 x 24 x 29 ³ / ₈	1500 x 600 x 757	C_KN-CEA6024	1,147	1,308
54 x 54 x 29 ³ / ₈	1350 x 1350 x 757	C_KN-CEA5454	1,659	1,854
54 x 36 x 29 ³ / ₈	1350 x 900 x 757	C_KN-CEA5436	1,182	1,403
54 x 30 x 29 ³ / ₈	1350 x 750 x 757	C_KN-CEA5430	1,140	1,329
54 x 24 x 29 ³ / ₈	1350 x 600 x 757	C_KN-CEA5424	1,103	1,257

Specify the surface type (5, 6). Specify accent color (S, W).

Rectangular extension surfaces



Packaged in 3 boxes.

W x D x H (in)	W x D x H (mm)	Code	All Laminate (\$)	HPL Surfaces (\$)
<i>Rectangular extension surfaces. Must be installed at the end of a double-sided surface. Metal base and laminate junction panel included.</i>				
60 x 36 x 29 ³ / ₈	1500 x 900 x 745	C_NN-CE6036	1,549	1,804
60 x 30 x 29 ³ / ₈	1500 x 750 x 745	C_NN-CE6030	1,518	1,739
60 x 24 x 29 ³ / ₈	1500 x 600 x 745	C_NN-CE6024	1,499	1,681
54 x 36 x 29 ³ / ₈	1350 x 900 x 745	C_NN-CE5436	1,506	1,739
54 x 30 x 29 ³ / ₈	1350 x 750 x 745	C_NN-CE5430	1,473	1,671
54 x 24 x 29 ³ / ₈	1350 x 600 x 745	C_NN-CE5424	1,447	1,620

Specify the surface type (1, 2). Specify accent color (S, W).

60 x 36 x 29 ³ / ₈	1500 x 900 x 757	C_NN-CE6036	1,659	1,912
60 x 30 x 29 ³ / ₈	1500 x 750 x 757	C_NN-CE6030	1,613	1,834
60 x 24 x 29 ³ / ₈	1500 x 600 x 757	C_NN-CE6024	1,570	1,752
54 x 36 x 29 ³ / ₈	1350 x 900 x 757	C_NN-CE5436	1,613	1,847
54 x 30 x 29 ³ / ₈	1350 x 750 x 757	C_NN-CE5430	1,570	1,760
54 x 24 x 29 ³ / ₈	1350 x 600 x 757	C_NN-CE5424	1,518	1,695

Specify the surface type (5, 6). Specify accent color (S, W).

Rectangular extension surfaces with knife edge

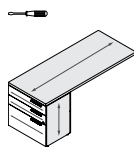


Packaged in 3 boxes.

W x D x H (in)	W x D x H (mm)	Code	All Laminate (\$)	HPL Surfaces (\$)
<i>Rectangular extension surfaces with knife edge. Must be installed at the end of a double-sided surface. Metal base and laminate junction panel included.</i>				
60 x 36 x 29 ³ / ₈	1500 x 900 x 757	C_KN-CE6036	1,921	2,177
60 x 30 x 29 ³ / ₈	1500 x 750 x 757	C_KN-CE6030	1,878	2,103
60 x 24 x 29 ³ / ₈	1500 x 600 x 757	C_KN-CE6024	1,834	2,026
54 x 36 x 29 ³ / ₈	1350 x 900 x 757	C_KN-CE5436	1,870	2,119
54 x 30 x 29 ³ / ₈	1350 x 750 x 757	C_KN-CE5430	1,829	2,037
54 x 24 x 29 ³ / ₈	1350 x 600 x 757	C_KN-CE5424	1,783	1,958

Specify the surface type (5, 6). Specify accent color (S, W).

Return surface and storage module combos



High-Gloss White finish option for drawer fronts and back (W): add \$233.

Packaged in 2 boxes.

W x D x H (in)	W x D x H (mm)	Code	All Laminate (\$)	HPL Surfaces (\$)
<i>2 box drawers and 1 file drawer with suspension bar. Drawers open at the end of the module. Pencil tray. Lock.</i>				
72 x 36 x 29 ³ / ₈	1800 x 900 x 745	C_N-R3672ELUF	1,980	2,250
60 x 36 x 29 ³ / ₈	1500 x 900 x 745	C_N-R3660ELUF	1,943	2,170
48 x 36 x 29 ³ / ₈	1200 x 900 x 745	C_N-R3648ELUF	1,907	2,082
72 x 30 x 29 ³ / ₈	1800 x 750 x 745	C_N-R3072ELUF	1,900	2,133
60 x 30 x 29 ³ / ₈	1500 x 750 x 745	C_N-R3060ELUF	1,870	2,061
48 x 30 x 29 ³ / ₈	1200 x 750 x 745	C_N-R3048ELUF	1,841	1,994
72 x 24 x 29 ³ / ₈	1800 x 600 x 745	C_N-R2472ELUF	1,829	2,008
60 x 24 x 29 ³ / ₈	1500 x 600 x 745	C_N-R2460ELUF	1,809	1,965
48 x 24 x 29 ³ / ₈	1200 x 600 x 745	C_N-R2448ELUF	1,791	1,912

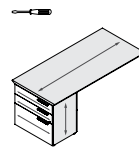
Specify the surface type (1, 2). Specify the Gloss finish (W, N). Specify accent color (S, W).

Return surface and storage module combos (cont'd)

W x D x H (in)	W x D x H (mm)	Code	All Laminate (\$)	HPL Surfaces (\$)
72 x 36 x 29 ³ / ₈	1800 x 900 x 757	C_N-R3672ELUF	2,140	2,433
60 x 36 x 29 ³ / ₈	1500 x 900 x 757	C_N-R3660ELUF	2,082	2,324
48 x 36 x 29 ³ / ₈	1200 x 900 x 757	C_N-R3648ELUF	2,026	2,220
72 x 30 x 29 ³ / ₈	1800 x 750 x 757	C_N-R3072ELUF	2,037	2,285
60 x 30 x 29 ³ / ₈	1500 x 750 x 757	C_N-R3060ELUF	1,974	2,201
48 x 30 x 29 ³ / ₈	1200 x 750 x 757	C_N-R3048ELUF	1,900	2,110
72 x 24 x 29 ³ / ₈	1800 x 600 x 757	C_N-R2472ELUF	1,949	2,140
60 x 24 x 29 ³ / ₈	1500 x 600 x 757	C_N-R2460ELUF	1,907	2,066
48 x 24 x 29 ³ / ₈	1200 x 600 x 757	C_N-R2448ELUF	1,870	2,002

Specify the surface type (5, 6). Specify the Gloss finish (W, N). Specify accent color (S, W).

Return surface and storage module combos with knife edge



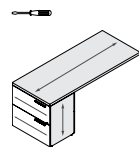
High-Gloss White finish option for drawer fronts and back (W): add \$233.

Packaged in 2 boxes.

W x D x H (in)	W x D x H (mm)	Code	All Laminate (\$)	HPL Surfaces (\$)
<i>Surface with knife edge. 2 box drawers and 1 file drawer with suspension bar. Drawers open at the end of the module. Pencil tray. Lock.</i>				
72 x 34 x 29 ³ / ₈	1800 x 850 x 757	C_K-R3472ELUF	2,324	2,586
60 x 34 x 29 ³ / ₈	1500 x 850 x 757	C_K-R3460ELUF	2,265	2,492
48 x 34 x 29 ³ / ₈	1200 x 850 x 757	C_K-R3448ELUF	2,206	2,389
72 x 28 x 29 ³ / ₈	1800 x 700 x 757	C_K-R2872ELUF	2,229	2,446
60 x 28 x 29 ³ / ₈	1500 x 700 x 757	C_K-R2860ELUF	2,184	2,368
48 x 28 x 29 ³ / ₈	1200 x 700 x 757	C_K-R2848ELUF	2,133	2,280

Specify the surface type (5, 6). Specify the Gloss finish (W, N). Specify accent color (S, W).

Return surface and storage module combos



High-Gloss White finish option for drawer fronts and back (W): add \$233.

Packaged in 2 boxes.

W x D x H (in)	W x D x H (mm)	Code	All Laminate (\$)	HPL Surfaces (\$)
<i>2 file drawers with suspension bars. Drawers open at the end of the module. Lock.</i>				
72 x 36 x 29 ³ / ₈	1800 x 900 x 745	C_N-R3672ELF	1,627	1,907
60 x 36 x 29 ³ / ₈	1500 x 900 x 745	C_N-R3660ELF	1,600	1,829
48 x 36 x 29 ³ / ₈	1200 x 900 x 745	C_N-R3648ELF	1,564	1,746
72 x 30 x 29 ³ / ₈	1800 x 750 x 745	C_N-R3072ELF	1,639	1,862
60 x 30 x 29 ³ / ₈	1500 x 750 x 745	C_N-R3060ELF	1,608	1,797
48 x 30 x 29 ³ / ₈	1200 x 750 x 745	C_N-R3048ELF	1,575	1,733
72 x 24 x 29 ³ / ₈	1800 x 600 x 745	C_N-R2472ELF	1,575	1,760
60 x 24 x 29 ³ / ₈	1500 x 600 x 745	C_N-R2460ELF	1,558	1,709
48 x 24 x 29 ³ / ₈	1200 x 600 x 745	C_N-R2448ELF	1,525	1,650

Specify the surface type (1, 2). Specify the Gloss finish (W, N). Specify accent color (S, W).

72 x 36 x 29 ³ / ₈	1800 x 900 x 757	C_N-R3672ELF	1,854	2,148
60 x 36 x 29 ³ / ₈	1500 x 900 x 757	C_N-R3660ELF	1,797	2,026
48 x 36 x 29 ³ / ₈	1200 x 900 x 757	C_N-R3648ELF	1,739	1,870
72 x 30 x 29 ³ / ₈	1800 x 750 x 757	C_N-R3072ELF	1,767	2,015
60 x 30 x 29 ³ / ₈	1500 x 750 x 757	C_N-R3060ELF	1,724	1,930
48 x 30 x 29 ³ / ₈	1200 x 750 x 757	C_N-R3048ELF	1,671	1,841
72 x 24 x 29 ³ / ₈	1800 x 600 x 757	C_N-R2472ELF	1,695	1,885
60 x 24 x 29 ³ / ₈	1500 x 600 x 757	C_N-R2460ELF	1,650	1,818
48 x 24 x 29 ³ / ₈	1200 x 600 x 757	C_N-R2448ELF	1,613	1,746

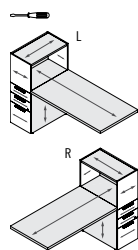
Specify the surface type (5, 6). Specify the Gloss finish (W, N). Specify accent color (S, W).

2-TONE LAMINATE APPLICATION: SHADED AREA CORRESPONDS TO THE FIRST CODE TO BE SPECIFIED. SECOND LAMINATE CODE WILL BE APPLIED TO THE REST OF THE PRODUCT.





Return surface and storage module combos – 48" H



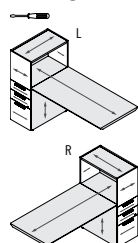
High-Gloss White finish option for drawer fronts and back (W): add \$311.

Packaged in 2 boxes.

W x D x H (in)	W x D x H (mm)	Code	All Laminate (\$)	HPL Surfaces (\$)
<i>2 box drawers and 1 file drawer with suspension bar. Drawers open on the side. Bookcase above surface. Pencil tray. Lock.</i>				
72 x 36 x 47	1800 x 900 x 1195	C_N_-R367248UF_	2,359	2,621
60 x 36 x 47	1500 x 900 x 1195	C_N_-R366048UF_	2,324	2,542
72 x 30 x 47	1800 x 750 x 1195	C_N_-R307248UF_	2,265	2,492
60 x 30 x 47	1500 x 750 x 1195	C_N_-R306048UF_	2,236	2,425
72 x 24 x 47	1800 x 600 x 1195	C_N_-R247248UF_	2,177	2,359
60 x 24 x 47	1500 x 600 x 1195	C_N_-R246048UF_	2,155	2,301
Specify the surface type (1, 2). Specify the Gloss finish (W, N). Specify accent color (S, W). Choose left or right, add L or R at the end of the code.				
72 x 36 x 47½	1800 x 900 x 1207	C_N_-R367248UF_	2,527	2,811
60 x 36 x 47½	1500 x 900 x 1207	C_N_-R366048UF_	2,470	2,703
72 x 30 x 47½	1800 x 750 x 1207	C_N_-R307248UF_	2,418	2,650
60 x 30 x 47½	1500 x 750 x 1207	C_N_-R306048UF_	2,368	2,565
72 x 24 x 47½	1800 x 600 x 1207	C_N_-R247248UF_	2,301	2,492
60 x 24 x 47½	1500 x 600 x 1207	C_N_-R246048UF_	2,265	2,418

Specify the surface type (5, 6). Specify the Gloss finish (W, N). Specify accent color (S, W). Choose left or right, add L or R at the end of the code.

Return surface and storage module combos – 48" H with knife edge



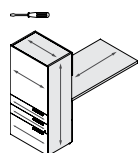
High-Gloss White finish option for drawer fronts and back (W): add \$311.

Packaged in 2 boxes.

W x D x H (in)	W x D x H (mm)	Code	All Laminate (\$)	HPL Surfaces (\$)
<i>Surface with knife edge. 2 box drawers and 1 file drawer with suspension bar. Drawers open on the side. Bookcase above surface. Pencil tray. Lock.</i>				
72 x 36 x 47½	1800 x 900 x 1207	C_K_-R367248UF_	2,703	2,981
60 x 36 x 47½	1500 x 900 x 1207	C_K_-R366048UF_	2,645	2,872
72 x 30 x 47½	1800 x 750 x 1207	C_K_-R307248UF_	2,600	2,829
60 x 30 x 47½	1500 x 750 x 1207	C_K_-R306048UF_	2,549	2,740
72 x 24 x 47½	1800 x 600 x 1207	C_K_-R247248UF_	2,497	2,673
60 x 24 x 47½	1500 x 600 x 1207	C_K_-R246048UF_	2,452	2,600

Specify the surface type (5, 6). Specify the Gloss finish (W, N). Specify accent color (S, W). Choose left or right, add L or R at the end of the code.

Return surface and storage module combos – 61" H

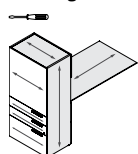


High-Gloss White finish option for drawer fronts and back (W): add \$311.

Packaged in 2 boxes.

W x D x H (in)	W x D x H (mm)	Code	All Laminate (\$)	HPL Surfaces (\$)
<i>2 box drawers and 1 file drawer with suspension bar. Drawers open at the end of the module. Bookcase and lift-up door above surface. Pencil tray. Lock.</i>				
72 x 36 x 60¾	1800 x 900 x 1545	C_N_-R367261ELUF	2,820	3,101
60 x 36 x 60¾	1500 x 900 x 1545	C_N_-R366061ELUF	2,784	3,017
72 x 30 x 60¾	1800 x 750 x 1545	C_N_-R307261ELUF	2,696	2,930
60 x 30 x 60¾	1500 x 750 x 1545	C_N_-R306061ELUF	2,667	2,864
72 x 24 x 60¾	1800 x 600 x 1545	C_N_-R247261ELUF	2,586	2,770
60 x 24 x 60¾	1500 x 600 x 1545	C_N_-R246061ELUF	2,560	2,709
Specify the surface type (1, 2). Specify the Gloss finish (W, N). Specify accent color (S, W).				
72 x 36 x 61¼	1800 x 900 x 1557	C_N_-R367261ELUF	3,004	3,297
60 x 36 x 61¼	1500 x 900 x 1557	C_N_-R366061ELUF	2,942	3,194
72 x 30 x 61¼	1800 x 750 x 1557	C_N_-R307261ELUF	2,856	3,106
60 x 30 x 61¼	1500 x 750 x 1557	C_N_-R306061ELUF	2,811	3,017
72 x 24 x 61¼	1800 x 600 x 1557	C_N_-R247261ELUF	2,717	2,915
60 x 24 x 61¼	1500 x 600 x 1557	C_N_-R246061ELUF	2,680	2,842
Specify the surface type (5, 6). Specify the Gloss finish (W, N). Specify accent color (S, W).				

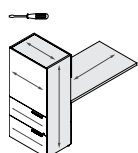
Return surface and storage module combos – 61" H with knife edge



High-Gloss White finish option for drawer fronts and back (W): add \$311.

Packaged in 2 boxes.

Return surface and storage module combos – 61" H



High-Gloss White finish option for drawer fronts and back (W): add \$311.

Packaged in 2 boxes.

W x D x H (in)	W x D x H (mm)	Code	All Laminate (\$)	HPL Surfaces (\$)
<i>Surface with knife edge. 2 box drawers and 1 file drawer with suspension bar. Drawers open at the end of the module. Bookcase and lift-up door above surface. Pencil tray. Lock.</i>				
72 x 36 x 61¼	1800 x 900 x 1557	C_K_-R367261ELUF	3,157	3,442
60 x 36 x 61¼	1500 x 900 x 1557	C_K_-R366061ELUF	3,101	3,332
72 x 30 x 61¼	1800 x 750 x 1557	C_K_-R307261ELUF	3,017	3,257
60 x 30 x 61¼	1500 x 750 x 1557	C_K_-R306061ELUF	2,973	3,163
72 x 24 x 61¼	1800 x 600 x 1557	C_K_-R247261ELUF	2,893	3,076
60 x 24 x 61¼	1500 x 600 x 1557	C_K_-R246061ELUF	2,848	3,004

Specify the surface type (5, 6). Specify the Gloss finish (W, N). Specify accent color (S, W).

2 file drawers with suspension bars. Drawers open at the end of the module. Bookcase and lift-up door above surface. Lock.

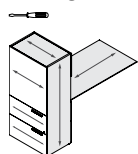
72 x 36 x 60¾	1800 x 900 x 1545	C_N_-R367261ELF	2,696	2,981
60 x 36 x 60¾	1500 x 900 x 1545	C_N_-R366061ELF	2,660	2,893
72 x 30 x 60¾	1800 x 750 x 1545	C_N_-R307261ELF	2,578	2,811
60 x 30 x 60¾	1500 x 750 x 1545	C_N_-R306061ELF	2,549	2,740
72 x 24 x 60¾	1800 x 600 x 1545	C_N_-R247261ELF	2,463	2,650
60 x 24 x 60¾	1500 x 600 x 1545	C_N_-R246061ELF	2,440	2,593

Specify the surface type (1, 2). Specify the Gloss finish (W, N). Specify accent color (S, W).

72 x 36 x 61¼	1800 x 900 x 1557	C_N_-R367261ELF	2,879	3,178
60 x 36 x 61¼	1500 x 900 x 1557	C_N_-R366061ELF	2,820	3,068
72 x 30 x 61¼	1800 x 750 x 1557	C_N_-R307261ELF	2,733	2,981
60 x 30 x 61¼	1500 x 750 x 1557	C_N_-R306061ELF	2,689	2,893
72 x 24 x 61¼	1800 x 600 x 1557	C_N_-R247261ELF	2,600	2,797
60 x 24 x 61¼	1500 x 600 x 1557	C_N_-R246061ELF	2,560	2,725

Specify the surface type (5, 6). Specify the Gloss finish (W, N). Specify accent color (S, W).

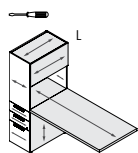
Return surface and storage module combos – 61" H with knife edge



High-Gloss White finish option for drawer fronts and back (W): add \$311.

Packaged in 2 boxes.

Return surface and storage module combos – 61" H



High-Gloss White finish option for drawer fronts and back (W): add \$311.

Packaged in 2 boxes.

Surface with knife edge. 2 file drawers with suspension bars. Drawers open at the end of the module. Bookcase and lift-up door above surface. Lock.

72 x 36 x 61¼	1800 x 900 x 1557	C_K_-R367261ELF	3,038	3,322
60 x 36 x 61¼	1500 x 900 x 1557	C_K_-R366061ELF	2,981	3,214
72 x 30 x 61¼	1800 x 750 x 1557	C_K_-R307261ELF	2,908	3,140
60 x 30 x 61¼	1500 x 750 x 1557	C_K_-R306061ELF	2,856	3,044
72 x 24 x 61¼	1800 x 600 x 1557	C_K_-R247261ELF	2,775	2,960
60 x 24 x 61¼	1500 x 600 x 1557	C_K_-R246061ELF	2,733	2,884

Specify the surface type (5, 6). Specify the Gloss finish (W, N). Specify accent color (S, W).

2 box drawers and 1 file drawer with suspension bar. Drawers open on the side. Bookcase and lift-up door above surface. Pencil tray. Lock.

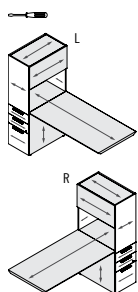
72 x 36 x 60¾	1800 x 900 x 1545	C_N_-R367261UF_	2,811	3,081
60 x 36 x 60¾	1500 x 900 x 1545	C_N_-R366061UF_	2,784	3,004
72 x 30 x 60¾	1800 x 750 x 1545	C_N_-R307261UF_	2,703	2,922
60 x 30 x 60¾	1500 x 750 x 1545	C_N_-R306061UF_	2,667	2,856
72 x 24 x 60¾	1800 x 600 x 1545	C_N_-R247261UF_	2,586	2,770
60 x 24 x 60¾	1500 x 600 x 1545	C_N_-R246061UF_	2,565	2,709

Specify the surface type (1, 2). Specify the Gloss finish (W, N). Specify accent color (S, W). Choose left or right, add L or R at the end of the code.

	W x D x H (in)	W x D x H (mm)	Code	All Laminate (\$)	HPL Surfaces (\$)
Return surface and storage module combos – 61" H (cont'd)	72 x 36 x 61¼	1800 x 900 x 1557	C_N_-R367261UF_	2,996	3,279
	60 x 36 x 61¼	1500 x 900 x 1557	C_N_-R366061UF_	2,936	3,169
	72 x 30 x 61¼	1800 x 750 x 1557	C_N_-R307261UF_	2,856	3,088
	60 x 30 x 61¼	1500 x 750 x 1557	C_N_-R306061UF_	2,806	3,004
	72 x 24 x 61¼	1800 x 600 x 1557	C_N_-R247261UF_	2,725	2,915
	60 x 24 x 61¼	1500 x 600 x 1557	C_N_-R246061UF_	2,680	2,842

Specify the surface type (5, 6). Specify the Gloss finish (W, N). Specify accent color (S, W). Choose left or right, add L or R at the end of the code.

Return surface and storage module combos – 61" H with knife edge



High-Gloss White finish option for drawer fronts and back (W): add \$311.

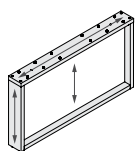
Packaged in 2 boxes.

Surface with knife edge. 2 box drawers and 1 file drawer with suspension bar. Drawers open on the side. Bookcase and lift-up door above surface. Pencil tray. Lock.

	W x D x H (in)	W x D x H (mm)	Code	All Laminate (\$)	HPL Surfaces (\$)
	72 x 36 x 61¼	1800 x 900 x 1557	C_K_-R367261UF_	3,150	3,417
	60 x 36 x 61¼	1500 x 900 x 1557	C_K_-R366061UF_	3,088	3,315
	72 x 30 x 61¼	1800 x 750 x 1557	C_K_-R307261UF_	3,017	3,245
	60 x 30 x 61¼	1500 x 750 x 1557	C_K_-R306061UF_	2,966	3,157
	72 x 24 x 61¼	1800 x 600 x 1557	C_K_-R247261UF_	2,893	3,076
	60 x 24 x 61¼	1500 x 600 x 1557	C_K_-R246061UF_	2,848	2,996

Specify the surface type (5, 6). Specify the Gloss finish (W, N). Specify accent color (S, W). Choose left or right, add L or R at the end of the code.

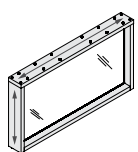
NEW YORK double-sided laminate bases



1 end base, goes under double-sided surfaces.

	W x D x H (in)	W x D x H (mm)	Code	All Laminate (\$)	HPL Surfaces (\$)
	60 x 6 x 28	1500 x 150 x 719	CNNNS-CBDM60	1,361	–
	54 x 6 x 28	1350 x 150 x 719	CNNNS-CBDM54	1,343	–

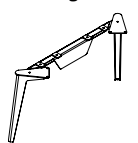
NEW YORK double-sided combined bases



1 end base, goes under double-sided surfaces. Translucent acrylic insert with Silver anodized aluminum frame. 1 tone only.

	W x D x H (in)	W x D x H (mm)	Code	All Laminate (\$)	HPL Surfaces (\$)
	60 x 6 x 28	1500 x 150 x 719	CNNNS-CBDT60	2,082	–
	54 x 6 x 28	1350 x 150 x 719	CNNNS-CBDT54	2,052	–

MONTREAL double-sided angled bases



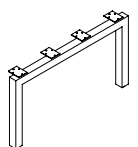
1 end base, goes under double-sided surfaces. Painted steel.

	W x D x H (in)	W x D x H (mm)	Code	All Laminate (\$)	HPL Surfaces (\$)
	60 x 6 x 28	1500 x 150 x 719	CNNN_-ABD60	1,315	–
	54 x 6 x 28	1350 x 150 x 719	CNNN_-ABD54	1,266	–

Specify accent color (S, W).

Packaged in 3 boxes.

CHICAGO metal U-shaped double-sided bases



1 end base, goes under double-sided surfaces. Painted steel.

	W x D x H (in)	W x D x H (mm)	Code	All Laminate (\$)	HPL Surfaces (\$)
	60 x 6 x 28	1500 x 150 x 719	CNNN_-QBD60	1,242	–
	54 x 6 x 28	1350 x 150 x 719	CNNN_-QBD54	1,190	–

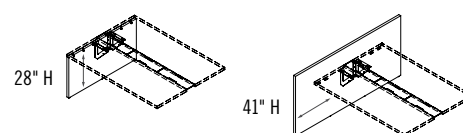
Specify accent color (S, W).

Double-sided end panel bases

90" base compatible with 60" surfaces.
84" base compatible with 54" surfaces.

W x D x H (in)	W x D x H (mm)	Code	All Laminate (\$)	HPL Surfaces (\$)
----------------	----------------	------	-------------------	-------------------

Full 1½" (38 mm) thick end panel. Go under double-sided surfaces. Hardware included.

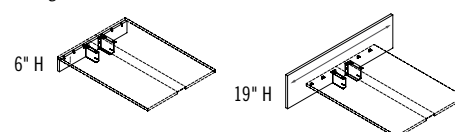


60 x 1½ x 28	1500 x 38 x 719	CNNNS-LED6028	593	–
54 x 1½ x 28	1350 x 38 x 719	CNNNS-LED5428	557	–
90 x 1½ x 41	2250 x 38 x 1042	CNNNS-LED9041	957	–
84 x 1½ x 41	2100 x 38 x 1042	CNNNS-LED8441	890	–

Double-sided end panel bases to stack on low storage module

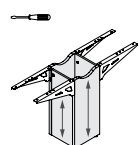
90" base compatible with 60" surfaces.
84" base compatible with 54" surfaces.

1½" (38 mm) thick end panel. Go under double-sided surfaces and stack on low storage module. Hardware included.



60 x 1½ x 6¼	1500 x 38 x 158	CNNNS-LED6006	455	–
54 x 1½ x 6¼	1350 x 38 x 158	CNNNS-LED5406	439	–
90 x 1½ x 19	2250 x 38 x 481	CNNNS-LED9019	738	–
84 x 1½ x 19	2100 x 38 x 481	CNNNS-LED8419	701	–

Center base with wire management for double-sided surfaces



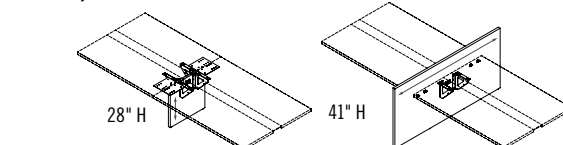
Goes under 2 double-sided surfaces. This base allows to connect electric cables to a floor outlet. Includes door with 110° hinges and a locked storage module. Include 2 cantilevers kits. 1 tone only.

12 x 12 x 28	300 x 300 x 719	CNNNS-LBD1212WM	1,257	–
--------------	-----------------	------------------------	--------------	---

Center panel bases for double-sided surfaces

90" base compatible with 60" surfaces.
84" base compatible with 54" surfaces.

Go at the junction of double-sided surfaces. Hardware included.

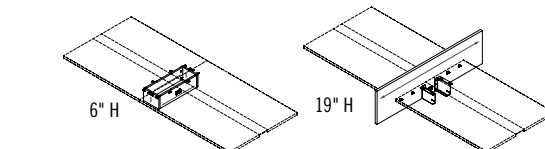


28 x 1½ x 28	690 x 38 x 719	CNNNS-LCD2828	767	–
90 x 1½ x 41	2250 x 38 x 1042	CNNNS-LCD9042	1,278	–
84 x 1½ x 41	2100 x 38 x 1042	CNNNS-LCD8442	1,242	–

Center panel bases for double-sided surfaces to stack on low storage module

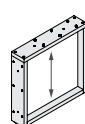
31" and 90" bases compatible with 60" surfaces.
28" and 84" bases compatible with 54" surfaces.

Go at the junction of double-sided surfaces. Stack on low storage module. Hardware included.



28 x 12 x 6	705 x 305 x 158	CNNNS-LCD2806	805	–
31 x 12 x 6	781 x 305 x 158	CNNNS-LCD3106	817	–
90 x 1½ x 19	2250 x 38 x 481	CNNNS-LCD9019	972	–
84 x 1½ x 19	2100 x 38 x 481	CNNNS-LCD8419	943	–

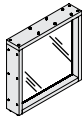
NEW YORK single-sided laminate base

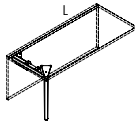
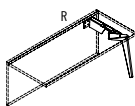


1 end base, goes under single-sided surfaces.


30 x 6 x 28	750 x 150 x 719	CNNNS-CBSM30	1,199	–
-------------	-----------------	---------------------	--------------	---

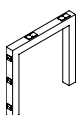


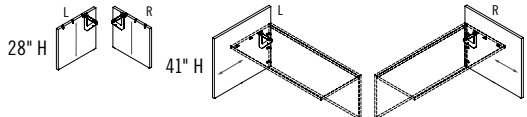
	W x D x H (in)	W x D x H (mm)	Code	All Laminates (\$)	HPL Surfaces (\$)
NEW YORK single-sided combined base	<i>1 end base, goes under single-sided surfaces. Translucent acrylic insert with Silver anodized aluminum frame. 1 tone only.</i>				
	30 x 6 x 28	750 x 150 x 719	CNNS-CBST30	1,594	-


MONTRÉAL single-sided angled metal base	<i>1 end base, goes under single-sided surfaces. Painted steel.</i>				
	30 x 6 x 28	750 x 150 x 719	CNNN-ABS30	1,103	-
	Specify accent color (S, W). Choose left or right, add L or R at the end of the code.				

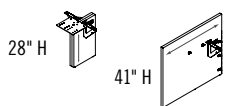
Packaged in 2 boxes.


MONTRÉAL angled metal base	<i>Painted steel. Leg only, no beam.</i>				
	6 x 6 x 28	150 x 150 x 719	CNNN-AB	444	-
Specify accent color (S, W).					

Chicago U-shaped single-sided metal base	<i>1 end base. Goes under single-sided surfaces. Painted steel.</i>				
	30 x 6 x 28	750 x 150 x 719	CNNN-QBS30	1,024	-
Specify accent color (S, W).					

Single-sided end panel bases	<i>Full 1 1/2" (38 mm) thick end panel. To be used with single-sided surfaces. Hardware included.</i>				
	28" H	41" H			
	30 x 1 1/2 x 28	750 x 38 x 719	CNNS-LES3028	387	-
	46 x 1 1/2 x 41	1172 x 38 x 1042	CNNS-LES4641	621	-
Choose left or right, add L or R at the end of the code.					

Center base with wire management for single-sided surfaces	<i>To be used at the junction of 2 single-sided surfaces. This base allows the connection of electric cables to a floor outlet. Includes door with 110° hinges and a lockable storage module. 6" (150 mm) recessed bottom. Includes 1 cantilever kit. 1 tone only.</i>				
	12 x 9 x 28	300 x 234 x 719	CNNS-LBS912WM	921	-


Center panel bases for single-sided surfaces	<i>1 1/2" (38 mm) thick end panel. Go at the junction of single-sided surfaces. Hardware included.</i>				
	28" H	41" H			
	17 x 3 x 28	429 x 76 x 719	CNNS-LCS1728	557	-
	46 x 1 1/2 x 41	1172 x 38 x 1042	CNNS-LCS4641	781	-

	W x D x H (in)	W x D x H (mm)	Code	All Laminates (\$)	HPL Surfaces (\$)
End-base extensions with storage module	<i>To be used with double-sided surfaces. Open bookcase.</i>				
	60 x 15 x 29 7/8	1500 x 375 x 745	C_NNS-EXR602915	1,227	1,329
	54 x 15 x 29 7/8	1350 x 375 x 745	C_NNS-EXR542915	1,190	1,278

Specify the surface type (1, 2).

	60 x 15 x 29 7/8	1500 x 375 x 757	C_NNS-EXR602915	1,302	1,403
	54 x 15 x 29 7/8	1350 x 375 x 757	C_NNS-EXR542915	1,257	1,352


Specify the surface type (5, 6).

End-base extensions with storage module	<i>To be used with double-sided surfaces. Bookcase with doors.</i>				
	60 x 15 3/4 x 29 7/8	1500 x 393 x 745	C_N_S-EXR602915P	1,818	1,907
	54 x 15 3/4 x 29 7/8	1350 x 393 x 745	C_N_S-EXR542915P	1,752	1,834

Specify the surface type (1, 2). Specify the Gloss finish (W, N).

	60 x 15 3/4 x 29 7/8	1500 x 393 x 757	C_N_S-EXR602915P	1,870	1,958
	54 x 15 3/4 x 29 7/8	1350 x 393 x 757	C_N_S-EXR542915P	1,797	1,885

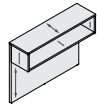
Specify the surface type (5, 6). Specify the Gloss finish (W, N).

End-base extensions with storage module	<i>To be used with double-sided surfaces. Bookcase with sliding door.</i>				
	60 x 15 3/4 x 29 7/8	1500 x 393 x 745	C_N_S-EXR602915C	1,681	1,783
	54 x 15 3/4 x 29 7/8	1350 x 393 x 745	C_N_S-EXR542915C	1,587	1,671

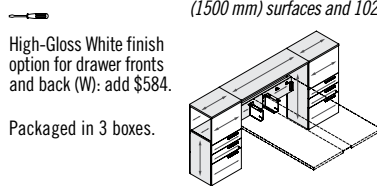
Specify the surface type (1, 2). Specify the Gloss finish (W, N).

	60 x 15 3/4 x 29 7/8	1500 x 393 x 757	C_N_S-EXR602915C	1,733	1,834
	54 x 15 3/4 x 29 7/8	1350 x 393 x 757	C_N_S-EXR542915C	1,627	1,715

Specify the surface type (5, 6). Specify the Gloss finish (W, N).

End-base extensions with storage module - 41" H	<i>To be used with double-sided surfaces. Open bookcase 10" (250 mm).</i>				
	60 x 15 x 41	1500 x 375 x 1042	C_NNS-EXR604115	1,278	1,379
	54 x 15 x 41	1350 x 375 x 1042	C_NNS-EXR544115	1,213	1,302

Specify the surface type (1, 2).

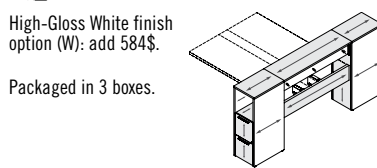
Storage end base modules for double-sided surfaces	<i>Storage end base modules. Support double-sided surfaces and divide space. 2 box drawers and 1 file drawer with suspension bar. Drawers open on the side. Bookcase above surface. Pencil trays. Locks. 108"L (2700 mm) compatible with 60"D (1500 mm) surfaces and 102"L (2550 mm) compatible with 54"D (1350 mm).</i>				
					

High-Gloss White finish option for drawer fronts and back (W); add \$584.

Packaged in 3 boxes.

	108 x 18 x 47 1/2	2700 x 450 x 1207	C_N__PRET1084818UF	4,631	4,904
	102 x 18 x 47 1/2	2550 x 450 x 1207	C_N__PRET1024818UF	4,427	4,777

Specify the surface type (1, 2). Specify the Gloss finish (W, N). Specify accent color (S, W).

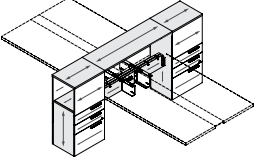
Storage end base modules for double-sided surfaces	<i>Storage end base modules. Support double-sided surfaces and divide space. 2 file drawers with suspension bars. Drawers open at the end of the module. Bookcase above surface. Locks. 108"L (2700 mm) compatible with 60"D (1500 mm) surfaces and 102"L (2550 mm) compatible with 54"D (1350 mm).</i>				
					

High-Gloss White finish option (W); add 584\$.

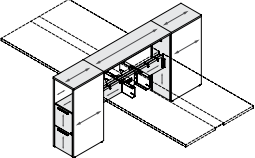
Packaged in 3 boxes.

	108 x 16 x 47 1/2	2700 x 409 x 1207	C_N__PRET1084816EFF	4,316	4,652
	102 x 16 x 47 1/2	2550 x 409 x 1207	C_N__PRET1024816EFF	4,216	4,530

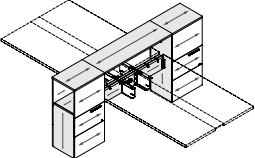
Specify the surface type (1, 2). Specify the Gloss finish (W, N). Specify accent color (S, W).

W x D x H (in)	W x D x H (mm)	Code	All Laminate (\$)	HPL Surfaces (\$)
Storage center base modules for double-sided surfaces				
<i>Go at the junction of double-sided surfaces. 2 box drawers and 1 file drawer with suspension bar. Drawers open on the side. Bookcase above surface. Pencil trays. Locks. 108"L (2700 mm) compatible with 60"D (1500 mm) surfaces and 102"L (2550 mm) compatible with 54"D (1350 mm).</i>				
High-Gloss White finish option for drawer fronts and back (W): add \$584.				
Packaged in 3 boxes.				
				
108 x 18 x 47½	2700 x 450 x 1207	C_N_-PRCT1084818UF	4,886	5,267
102 x 18 x 47½	2550 x 450 x 1207	C_N_-PRCT1024818UF	4,771	5,126

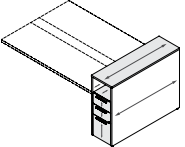
Specify the surface type (1, 2). Specify the Gloss finish (W, N). Specify accent color (S, W).

W x D x H (in)	W x D x H (mm)	Code	All Laminate (\$)	HPL Surfaces (\$)
Storage center base modules for double-sided surfaces				
<i>Go at the junction of double-sided surfaces. 2 file drawers with suspension bars. Drawers open at the end of the module. Bookcase above surface. Locks. 108"L (2700 mm) compatible with 60"D (1500 mm) surfaces and 102"L (2550 mm) compatible with 54"D (1350 mm).</i>				
High-Gloss White finish option (W): add \$584.				
Packaged in 3 boxes.				
				
108 x 16 x 47½	2700 x 409 x 1207	C_N_-PRCT1084816EFF	4,676	5,023
102 x 16 x 47½	2550 x 409 x 1207	C_N_-PRCT1024816EFF	4,557	4,886

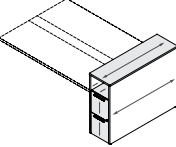
Specify the surface type (1, 2). Specify the Gloss finish (W, N). Specify accent color (S, W).

W x D x H (in)	W x D x H (mm)	Code	All Laminate (\$)	HPL Surfaces (\$)
Storage center base modules for double-sided surfaces				
<i>Go at the junction of double-sided surfaces. 1 file drawer with suspension bar on each side. Drawers open on the sides. Bookcase above surface. Locks. 108"L (2700 mm) compatible with 60"D (1500 mm) surfaces and 102"L (2550 mm) compatible with 54"D (1350 mm).</i>				
High-Gloss White finish option for drawer fronts and back (W): add \$584.				
Packaged in 3 boxes.				
				
108 x 18 x 47½	2700 x 450 x 1207	C_N_-PRCT1084818FM	4,682	5,055
102 x 18 x 47½	2550 x 450 x 1207	C_N_-PRCT1024818FM	4,568	4,916

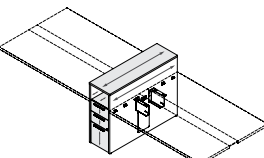
Specify the surface type (1, 2). Specify the Gloss finish (W, N). Specify accent color (S, W).

W x D x H (in)	W x D x H (mm)	Code	All Laminate (\$)	HPL Surfaces (\$)
Pedestal bases for double-sided surfaces				
<i>Support double-sided surfaces and divide space. 2 box drawers and 1 file drawer with suspension bar. Drawers open at the end of the module. Open space. Integrated wire management. Pencil trays. Locks.</i>				
High-Gloss White finish option (W): add \$584.				
				
60 x 16 x 41	1500 x 409 x 1042	C_N_-CRE604116EUF	3,485	3,588
54 x 16 x 41	1350 x 409 x 1042	C_N_-CRE544116EUF	3,397	3,493

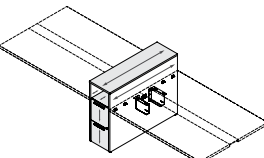
Specify the surface type (1, 2). Specify the Gloss finish (W, N). Specify accent color (S, W).

W x D x H (in)	W x D x H (mm)	Code	All Laminate (\$)	HPL Surfaces (\$)
Pedestal bases for double-sided surfaces				
<i>Support double-sided surfaces and divide space. 2 file drawers with suspension bars. Drawers open at the end of the module. Open space. Integrated wire management. Locks.</i>				
High-Gloss White finish option (W): add \$584.				
				
60 x 16 x 41	1500 x 409 x 1042	C_N_-CRE604116EFF	3,220	3,332
54 x 16 x 41	1350 x 409 x 1042	C_N_-CRE544116EFF	3,150	3,245

Specify the surface type (1, 2). Specify the Gloss finish (W, N). Specify accent color (S, W).

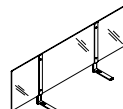
W x D x H (in)	W x D x H (mm)	Code	All Laminate (\$)	HPL Surfaces (\$)
Pedestal bases for double-sided surfaces				
<i>Go at the junction of double-sided and divide space. 2 box drawer and 1 file drawers with suspension bar. Drawers open at the end of the module. Open space. Integrated wire management. Pencil trays. Locks.</i>				
High-Gloss White finish option (W): add \$584.				
				
60 x 16 x 41	1500 x 409 x 1042	C_N_-CRC604116EUF	3,777	3,880
54 x 16 x 41	1350 x 409 x 1042	C_N_-CRC544116EUF	3,688	3,784

Specify the surface type (1, 2). Specify the Gloss finish (W, N). Specify accent color (S, W).

W x D x H (in)	W x D x H (mm)	Code	All Laminate (\$)	HPL Surfaces (\$)
Pedestal bases for double-sided surfaces				
<i>Go at the junction of double-sided and divide space. 2 file drawers with suspension bars. Drawers open at the end of the module. Open space. Integrated wire management. Locks.</i>				
High-Gloss White finish option (W): add \$584.				
				
60 x 16 x 41	1500 x 409 x 1042	C_N_-CRC604116EFF	3,514	3,623
54 x 16 x 41	1350 x 409 x 1042	C_N_-CRC544116EFF	3,435	3,529

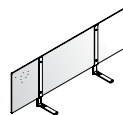
Specify the surface type (1, 2). Specify the Gloss finish (W, N). Specify accent color (S, W).

W x D x H (in)	W x D x H (mm)	Code	All Laminate (\$)	HPL Surfaces (\$)
End of double-sided surface screens – 18" H				
<i>Acrylic screens with metal supports to go at the end of a double-sided surface.</i>				
60 x ¾ x 18	1500 x 6 x 450	CNNN_-SCET6018	1,029	–
54 x ¾ x 18	1350 x 6 x 450	CNNN_-SCET5418	984	–



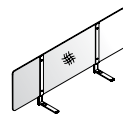
Specify accent color (S, W).

W x D x H (in)	W x D x H (mm)	Code	All Laminate (\$)	HPL Surfaces (\$)
End of double-sided surface screens – 18" H				
<i>Fabric screens with metal supports to go at the end of a double-sided surface. These prices are applicable for United Chair® Grade 1 and 2 fabrics. For other United Chair® grades add: Grade 3: 15%, Grade 4: 20%, Grade 5: 25%, Grade 6: 30%, Grade 8: 35%.</i>				
60 x ¾ x 18	1500 x 19 x 450	CNNN_-SCEF6018	1,088	–
54 x ¾ x 18	1350 x 19 x 450	CNNN_-SCEF5418	1,024	–



Specify accent color (S, W). Specify the fabric code after the product code.

W x D x H (in)	W x D x H (mm)	Code	All Laminate (\$)	HPL Surfaces (\$)
End of double-sided surface screens – 18" H				
<i>Felt screens with metal supports to go at the end of a double-sided surface.</i>				
60 x ½ x 18	1500 x 12 x 450	CNNN_-SCEFF6018	1,029	–
54 x ½ x 18	1350 x 12 x 450	CNNN_-SCEFF5418	984	–



Specify accent color (S, W). Specify the felt code after the product code.



	W x D x H (in)	W x D x H (mm)	Code	All Laminate (\$)	HPL Surfaces (\$)
End of single-sided surface screen – 18" H	<i>Acrylic screen with metal supports to go at the end of a single-sided surface.</i>				
	31 x 1/4 x 18	797 x 6 x 450	CNNN_-SCET3118	978	–
	Specify accent color (S, W).				



	W x D x H (in)	W x D x H (mm)	Code	All Laminate (\$)	HPL Surfaces (\$)
End of single-sided surface screen – 18" H	<i>Fabric screen with metal supports to go at the end of a single-sided surface. These prices are applicable for United Chair® Grade 1 and 2 fabrics. For other United Chair® grades add: Grade 3: 15%, Grade 4: 20%, Grade 5: 25%, Grade 6: 30%, Grade 8: 35%.</i>				
	31 x 3/4 x 18	797 x 19 x 450	CNNN_-SCEF3118	994	–
	Specify accent color (S, W). Specify the fabric code after the product code.				



	W x D x H (in)	W x D x H (mm)	Code	All Laminate (\$)	HPL Surfaces (\$)
End of single-sided surface screen – 18" H	<i>Felt screen with metal supports to go at the end of a double-sided surface.</i>				
	31 x 1/2 x 18	797 x 12 x 450	CNNN_-SCEF3118	978	–
	Specify accent color (S, W). Specify the felt code after the product code.				



	W x D x H (in)	W x D x H (mm)	Code	All Laminate (\$)	HPL Surfaces (\$)
Privacy screens	<i>Acrylic translucent screens supported by metal stabilizer feet in a painted finish. Divide face-to-face individual workspaces</i>				
	48 x 1/4 x 18	1200 x 6 x 450	CNNN_-SCT4818	678	–
	36 x 1/4 x 18	900 x 6 x 450	CNNN_-SCT3618	650	–
	30 x 1/4 x 18	750 x 6 x 450	CNNN_-SCT3018	614	–
	24 x 1/4 x 18	600 x 6 x 450	CNNN_-SCT2418	584	–
	18 x 1/4 x 18	450 x 6 x 450	CNNN_-SCT1818	540	–
	48 x 1/4 x 11	1200 x 6 x 285	CNNN_-SCT4811	598	–
	36 x 1/4 x 11	900 x 6 x 285	CNNN_-SCT3611	569	–
	30 x 1/4 x 11	750 x 6 x 285	CNNN_-SCT3011	525	–
	24 x 1/4 x 11	600 x 6 x 285	CNNN_-SCT2411	497	–
	18 x 1/4 x 11	450 x 6 x 285	CNNN_-SCT1811	461	–
	Specify accent color (S, W).				



	W x D x H (in)	W x D x H (mm)	Code	All Laminate (\$)	HPL Surfaces (\$)
Privacy screens	<i>Fabric screens supported by metal stabilizer feet in a painted finish. Divide face-to-face individual workspaces. These prices are applicable for United Chair® Grade 1 and 2 fabrics. For other United Chair® grades add: Grade 3: 15%, Grade 4: 20%, Grade 5: 25%, Grade 6: 30%, Grade 8: 35%.</i>				
	48 x 3/4 x 18	1200 x 19 x 450	CNNN_-SCF4818	701	–
	36 x 3/4 x 18	900 x 19 x 450	CNNN_-SCF3618	672	–
	30 x 3/4 x 18	750 x 19 x 450	CNNN_-SCF3018	642	–
	24 x 3/4 x 18	600 x 19 x 450	CNNN_-SCF2418	606	–
	18 x 3/4 x 18	450 x 19 x 450	CNNN_-SCF1818	578	–
	48 x 3/4 x 11	1200 x 19 x 285	CNNN_-SCF4811	621	–
	36 x 3/4 x 11	900 x 19 x 285	CNNN_-SCF3611	593	–
	30 x 3/4 x 11	750 x 19 x 285	CNNN_-SCF3011	557	–
	24 x 3/4 x 11	600 x 19 x 285	CNNN_-SCF2411	519	–
	18 x 3/4 x 11	450 x 19 x 285	CNNN_-SCF1811	490	–
	Specify accent color (S, W). Specify the fabric code after the product code.				



	W x D x H (in)	W x D x H (mm)	Code	All Laminate (\$)	HPL Surfaces (\$)
Privacy screens	<i>Felt screens supported by metal stabilizer feet in a painted finish. Divide face-to-face individual workspaces</i>				
	48 x 1/2 x 18	1200 x 12 x 450	CNNN_-SCFF4818	678	–
	36 x 1/2 x 18	900 x 12 x 450	CNNN_-SCFF3618	650	–
	30 x 1/2 x 18	750 x 12 x 450	CNNN_-SCFF3018	614	–
	24 x 1/2 x 18	600 x 12 x 450	CNNN_-SCFF2418	584	–
	18 x 1/2 x 18	450 x 12 x 450	CNNN_-SCFF1818	540	–



	W x D x H (in)	W x D x H (mm)	Code	All Laminate (\$)	HPL Surfaces (\$)
Privacy screens (cont'd)	48 x 1/2 x 11	1200 x 12 x 285	CNNN_-SCFF4811	598	–
	36 x 1/2 x 11	900 x 12 x 285	CNNN_-SCFF3611	569	–
	30 x 1/2 x 11	750 x 12 x 285	CNNN_-SCFF3011	525	–
	24 x 1/2 x 11	600 x 12 x 285	CNNN_-SCFF2411	497	–
	18 x 1/2 x 11	450 x 12 x 285	CNNN_-SCFF1811	461	–
	Specify accent color (S, W). Specify the felt code after the product code.				

	W x D x H (in)	W x D x H (mm)	Code	All Laminate (\$)	HPL Surfaces (\$)
Privacy lateral screens	<i>Acrylic translucent screens supported by metal stabilizer feet and clip in a painted finish. Divide side-to-side individual workspaces.</i>				
	24 x 1/4 x 18	600 x 6 x 450	CNNN_-SCCT2418	606	–
	21 x 1/4 x 18	525 x 6 x 450	CNNN_-SCCT2118	584	–
	18 x 1/4 x 18	450 x 6 x 450	CNNN_-SCCT1818	578	–
	15 x 1/4 x 18	375 x 6 x 450	CNNN_-SCCT1518	563	–
	24 x 1/4 x 11	600 x 6 x 285	CNNN_-SCCT2411	519	–
	21 x 1/4 x 11	525 x 6 x 285	CNNN_-SCCT2111	505	–
	18 x 1/4 x 11	450 x 6 x 285	CNNN_-SCCT1811	490	–
	15 x 1/4 x 11	375 x 6 x 285	CNNN_-SCCT1511	474	–
	Specify accent color (S, W).				



	W x D x H (in)	W x D x H (mm)	Code	All Laminate (\$)	HPL Surfaces (\$)
Privacy lateral screens	<i>Fabric screens supported by metal stabilizer feet and clip in a painted finish. Divide side-to-side individual workspaces. These prices are applicable for United Chair® Grade 1 and 2 fabrics. For other United Chair® grades add: Grade 3: 15%, Grade 4: 20%, Grade 5: 25%, Grade 6: 30%, Grade 8: 35%.</i>				
	24 x 3/4 x 18	600 x 19 x 450	CNNN_-SCCF2418	636	–
	21 x 3/4 x 18	525 x 19 x 450	CNNN_-SCCF2118	614	–
	18 x 3/4 x 18	450 x 19 x 450	CNNN_-SCCF1818	598	–
	15 x 3/4 x 18	375 x 19 x 450	CNNN_-SCCF1518	584	–
	24 x 3/4 x 11	600 x 19 x 285	CNNN_-SCCF2411	540	–
	21 x 3/4 x 11	525 x 19 x 285	CNNN_-SCCF2111	525	–
	18 x 3/4 x 11	450 x 19 x 285	CNNN_-SCCF1811	512	–
	15 x 3/4 x 11	375 x 19 x 285	CNNN_-SCCF1511	497	–
	Specify accent color (S, W). Specify the fabric code after the product code.				



	W x D x H (in)	W x D x H (mm)	Code	All Laminate (\$)	HPL Surfaces (\$)
Privacy lateral screens	<i>Felt screens supported by metal stabilizer feet and clip in a painted finish. Divide side-to-side individual workspaces.</i>				
	24 x 1/2 x 18	600 x 12 x 450	CNNN_-SCCF2418	606	–
	21 x 1/2 x 18	525 x 12 x 450	CNNN_-SCCF2118	584	–
	18 x 1/2 x 18	450 x 12 x 450	CNNN_-SCCF1818	578	–
	15 x 1/2 x 18	375 x 12 x 450	CNNN_-SCCF1518	563	–
	24 x 1/2 x 11	600 x 12 x 285	CNNN_-SCCF2411	519	–
	21 x 1/2 x 11	525 x 12 x 285	CNNN_-SCCF2111	505	–
	18 x 1/2 x 11	450 x 12 x 285	CNNN_-SCCF1811	490	–
	15 x 1/2 x 11	375 x 12 x 285	CNNN_-SCCF1511	474	–
	Specify accent color (S, W). Specify the felt code after the product code.				





	W x D x H (in)	W x D x H (mm)	Code	All Laminate (\$)	HPL Surfaces (\$)
Add-on counters with off-centered back	<i>1" (25 mm) thick melamine, acrylic back. To be used at the end of double-sided surfaces.</i>				
	60 x 15 x 18	1500 x 375 x 450	C_NNS-MCET601815	870	984
	54 x 15 x 18	1350 x 375 x 450	C_NNS-MCET541815	840	951
	60 x 12 x 11	1500 x 300 x 285	C_NNS-MCET601112	847	965
	54 x 12 x 11	1350 x 300 x 285	C_NNS-MCET541112	826	934
	Specify the surface type (1, 2).				






	W x D x H (in)	W x D x H (mm)	Code	All Laminate (\$)	HPL Surfaces (\$)
Add-on counters with centered back	<i>1" (25 mm) thick melamine, acrylic back. To be used on double-sided surfaces to divide space. 1 tone only.</i>				
	60 x 18 x 18	1500 x 450 x 450	C_NNS-MCCT601818	951	1,103
	54 x 18 x 18	1350 x 450 x 450	C_NNS-MCCT541818	921	1,068
	60 x 18 x 11	1500 x 450 x 285	C_NNS-MCCT601118	929	1,081
	54 x 18 x 11	1350 x 450 x 285	C_NNS-MCCT541118	899	1,045
	Specify the surface type (1, 2).				






	W x D x H (in)	W x D x H (mm)	Code	All Laminate (\$)	HPL Surfaces (\$)
Double-sided accessory rails 	<i>Silver aluminum finish and laminate ends. Allow accessories utilisation on both sides of a double-sided surface and create visual privacy. (Refer to Lacasse general price book for accessories). 1 tone only.</i>				
	72 x 13 x 11	1800 x 325 x 285	CNNNS-RAD7211	1,278	—
	66 x 13 x 11	1650 x 325 x 285	CNNNS-RAD6611	1,242	—
	60 x 13 x 11	1500 x 325 x 285	CNNNS-RAD6011	1,199	—
	54 x 13 x 11	1350 x 325 x 285	CNNNS-RAD5411	1,168	—
	48 x 13 x 11	1200 x 325 x 285	CNNNS-RAD4811	1,132	—
	42 x 13 x 11	1050 x 325 x 285	CNNNS-RAD4211	1,103	—
	36 x 13 x 11	900 x 325 x 285	CNNNS-RAD3611	1,068	—
	30 x 13 x 11	750 x 325 x 285	CNNNS-RAD3011	1,029	—
	24 x 13 x 11	600 x 325 x 285	CNNNS-RAD2411	1,002	—



	W x D x H (in)	W x D x H (mm)	Code	All Laminate (\$)	HPL Surfaces (\$)
Single-sided accessory rails 	<i>Silver aluminum finish and laminate ends. Allow accessories utilisation on single-sided surfaces. (Refer to Lacasse general price book for accessories). 1 tone only.</i>				
	72 x 11 x 11	1800 x 285 x 285	CNNNS-RAS7211	934	—
	66 x 11 x 11	1650 x 285 x 285	CNNNS-RAS6611	899	—
	60 x 11 x 11	1500 x 285 x 285	CNNNS-RAS6011	863	—
	54 x 11 x 11	1350 x 285 x 285	CNNNS-RAS5411	826	—
	48 x 11 x 11	1200 x 285 x 285	CNNNS-RAS4811	790	—
	42 x 11 x 11	1050 x 285 x 285	CNNNS-RAS4211	761	—
	36 x 11 x 11	900 x 285 x 285	CNNNS-RAS3611	730	—
	30 x 11 x 11	750 x 285 x 285	CNNNS-RAS3011	688	—
	24 x 11 x 11	600 x 285 x 285	CNNNS-RAS2411	659	—


	W x D x H (in)	W x D x H (mm)	Code	All Laminate (\$)	HPL Surfaces (\$)
Surface height bookcases – 30" H 	Laminate back <i>Silver anodized aluminum feet. 1 tone only. 1 fixed shelf. Storage space for 2 binders high.</i>				
	18 x 13 x 30	450 x 325 x 762	CNNNS-EBM3018	817	—
Surface height bookcases – 30" H 	White board on back <i>Silver anodized aluminum feet. 1 tone only. 1 fixed shelf. Storage space for 2 binders high.</i>				
	18 x 13 x 30	450 x 325 x 762	CNNNS-EBW3018	906	—



	W x D x H (in)	W x D x H (mm)	Code	All Laminate (\$)	HPL Surfaces (\$)
Surface height bookcases – 30" H 	Translucent insert with Silver anodized aluminum framed. Silver anodized aluminum feet. 1 tone only. 1 fixed shelf. Storage space for 2 binders high.				
	18 x 13 x 30	450 x 325 x 762	CNNNS-EBT3018	965	—


	W x D x H (in)	W x D x H (mm)	Code	All Laminate (\$)	HPL Surfaces (\$)
Surface height bookcases – 24" H 	Laminate back <i>Silver anodized aluminum feet. 1 tone only. Top portion allows 1 high binder storage. Pigeonhole at bottom.</i>				
	18 x 13 x 24	450 x 325 x 610	CNNNS-EBM2418	805	—
Surface height bookcases – 24" H 	White board on back <i>Silver anodized aluminum feet. 1 tone only. Top portion allows 1 high binder storage. Pigeonhole at bottom.</i>				
	18 x 13 x 24	450 x 325 x 610	CNNNS-EBW2418	870	—

	W x D x H (in)	W x D x H (mm)	Code	All Laminate (\$)	HPL Surfaces (\$)
Surface height bookcases – 24" H 	Translucent insert with Silver anodized aluminum framed. Silver anodized aluminum feet. 1 tone only. Top portion allows 1 high binder storage. Pigeonhole at bottom.				
	18 x 13 x 24	450 x 325 x 610	CNNNS-EBT2418	943	—

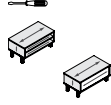
	W x D x H (in)	W x D x H (mm)	Code	All Laminate (\$)	HPL Surfaces (\$)
Surface height bookcases – 18" H 	Laminate back <i>Silver anodized aluminum feet. 1 tone only</i>				
	30 x 13 x 18	750 x 325 x 450	CNNNS-EBM1830	817	—
	24 x 13 x 18	600 x 325 x 450	CNNNS-EBM1824	805	—
	18 x 13 x 18	450 x 325 x 450	CNNNS-EBM1818	781	—
Surface height bookcases – 18" H 	White board on back <i>Silver anodized aluminum feet. 1 tone only.</i>				
	30 x 13 x 18	750 x 325 x 450	CNNNS-EBW1830	906	—
	24 x 13 x 18	600 x 325 x 450	CNNNS-EBW1824	870	—
	18 x 13 x 18	450 x 325 x 450	CNNNS-EBW1818	840	—

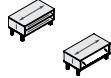
	W x D x H (in)	W x D x H (mm)	Code	All Laminate (\$)	HPL Surfaces (\$)
Surface height bookcases – 18" H 	Translucent insert with Silver anodized aluminum framed. Silver anodized aluminum feet. 1 tone only.				
	30 x 13 x 18	750 x 325 x 450	CNNNS-EBT1830	965	—
	24 x 13 x 18	600 x 325 x 450	CNNNS-EBT1824	943	—
	18 x 13 x 18	450 x 325 x 450	CNNNS-EBT1818	929	—

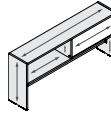
	W x D x H (in)	W x D x H (mm)	Code	All Laminate (\$)	HPL Surfaces (\$)
Surface height bookcases – 11" H 	Laminate back <i>Silver anodized aluminum feet. 1 tone only.</i>				
	30 x 13 x 11	750 x 325 x 285	CNNNS-EBM1130	767	—
	24 x 13 x 11	600 x 325 x 285	CNNNS-EBM1124	750	—
	18 x 13 x 11	450 x 325 x 285	CNNNS-EBM1118	738	—
Surface height bookcases – 11" H 	White board on back <i>Silver anodized aluminum feet. 1 tone only.</i>				
	30 x 13 x 11	750 x 325 x 285	CNNNS-EBW1130	855	—
	24 x 13 x 11	600 x 325 x 285	CNNNS-EBW1124	812	—
	18 x 13 x 11	450 x 325 x 285	CNNNS-EBW1118	774	—

	W x D x H (in)	W x D x H (mm)	Code	All Laminate (\$)	HPL Surfaces (\$)
Surface height bookcases – 11" H 	Translucent insert with Silver anodized aluminum framed. Silver anodized aluminum feet. 1 tone only.				
	30 x 13 x 11	750 x 325 x 285	CNNNS-EBT1130	877	—
	24 x 13 x 11	600 x 325 x 285	CNNNS-EBT1124	863	—
	18 x 13 x 11	450 x 325 x 285	CNNNS-EBT1118	847	—

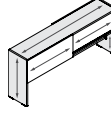


	W x D x H (in)	W x D x H (mm)	Code	All Laminate (\$)	HPL Surfaces (\$)
Surface height pigeonholes 	Laminate back <i>Silver anodized aluminum feet. 1 tone only.</i>				
	30 x 13 x 11	750 x 325 x 285	CNNNS-DVM1130	812	—
	24 x 13 x 11	600 x 325 x 285	CNNNS-DVM1124	790	—
	18 x 13 x 11	450 x 325 x 285	CNNNS-DVM1118	774	—
	White board on back <i>Silver anodized aluminum feet. 1 tone only.</i>				
30 x 13 x 11	750 x 325 x 285	CNNNS-DVW1130	870	—	
24 x 13 x 11	600 x 325 x 285	CNNNS-DVW1124	840	—	
18 x 13 x 11	450 x 325 x 285	CNNNS-DVW1118	790	—	

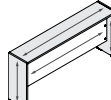
	W x D x H (in)	W x D x H (mm)	Code	All Laminate (\$)	HPL Surfaces (\$)
Surface height pigeonholes 	<i>Translucent insert with Silver anodized aluminum framed. Silver anodized aluminum feet. 1 tone only.</i>				
	30 x 13 x 11	750 x 325 x 285	CNNNS-DVT1130	906	—
	24 x 13 x 11	600 x 325 x 285	CNNNS-DVT1124	870	—
	18 x 13 x 11	450 x 325 x 285	CNNNS-DVT1118	840	—

	W x D x H (in)	W x D x H (mm)	Code	All Laminate (\$)	HPL Surfaces (\$)
Open hutches for double-sided surfaces 	<i>Clearance: 16 3/4" (425 mm). Open space on each side. Half-height centered acrylic back. Storage module back can receive a tackboard.</i>				
	84 x 14 3/4 x 32	2100 x 364 x 800	CNN_S-EDT843215	2,082	—
	72 x 14 3/4 x 32	1800 x 364 x 800	CNN_S-EDT723215	1,974	—
	60 x 14 3/4 x 32	1500 x 364 x 800	CNN_S-EDT603215	1,878	—
	48 x 14 3/4 x 32	1200 x 364 x 800	CNN_S-EDT483215	1,847	—
	42 x 14 3/4 x 32	1050 x 364 x 800	CNN_S-EDT423215	1,650	—

High-Gloss White finish option for back (W): add \$233.

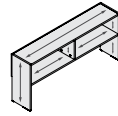
	W x D x H (in)	W x D x H (mm)	Code	All Laminate (\$)	HPL Surfaces (\$)
Sliding doors hutches for double-sided surfaces 	<i>Clearance: 16 1/2" (412 mm). 1 sliding door on each side. Half-height centered acrylic back.</i>				
	84 x 16 x 32	2100 x 400 x 800	CNN_S-EDT843216C	2,879	—
	72 x 16 x 32	1800 x 400 x 800	CNN_S-EDT723216C	2,753	—
	60 x 16 x 32	1500 x 400 x 800	CNN_S-EDT603216C	2,650	—
	48 x 16 x 32	1200 x 400 x 800	CNN_S-EDT483216C	2,609	—

High-Gloss White finish option for doors and back (W): add \$233.

	W x D x H (in)	W x D x H (mm)	Code	All Laminate (\$)	HPL Surfaces (\$)
Laminate dividers for double-sided surfaces 	<i>Centered laminate back compatible with a tackboard.</i>				
	84 x 14 3/4 x 32	2100 x 364 x 800	CNN_S-EDS843215	1,045	—
	72 x 14 3/4 x 32	1800 x 364 x 800	CNN_S-EDS723215	1,024	—
	60 x 14 3/4 x 32	1500 x 364 x 800	CNN_S-EDS603215	1,002	—
	48 x 14 3/4 x 32	1200 x 364 x 800	CNN_S-EDS483215	984	—

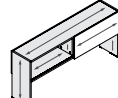
High-Gloss White finish option for back (W): add \$154.

Specify the Gloss finish (W, N).

	W x D x H (in)	W x D x H (mm)	Code	All Laminate (\$)	HPL Surfaces (\$)
Open hutches for single-sided surfaces 	<i>Clearance: 16 3/4" (425 mm). Half-height acrylic back.</i>				
	84 x 15 1/4 x 32	2100 x 380 x 800	CNN_S-EST843215	1,907	—
	72 x 15 1/4 x 32	1800 x 380 x 800	CNN_S-EST723215	1,834	—
	60 x 15 1/4 x 32	1500 x 380 x 800	CNN_S-EST603215	1,776	—
	48 x 15 1/4 x 32	1200 x 380 x 800	CNN_S-EST483215	1,746	—

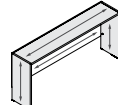
High-Gloss White finish option for back (W): add \$154.

Specify the Gloss finish (W, N).

	W x D x H (in)	W x D x H (mm)	Code	All Laminate (\$)	HPL Surfaces (\$)
Sliding door hutches for single-sided surfaces 	<i>Clearance: 16 1/2" (412 mm). Half-height acrylic back. 1 sliding door.</i>				
	84 x 16 x 32	2100 x 400 x 800	CNN_S-EST843216C	2,345	—
	72 x 16 x 32	1800 x 400 x 800	CNN_S-EST723216C	2,273	—
	60 x 16 x 32	1500 x 400 x 800	CNN_S-EST603216C	2,212	—
	48 x 16 x 32	1200 x 400 x 800	CNN_S-EST483216C	2,170	—

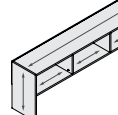
High-Gloss White finish option for doors and back (W): add \$233.

Specify the Gloss finish (W, N).

	W x D x H (in)	W x D x H (mm)	Code	All Laminate (\$)	HPL Surfaces (\$)
Laminate dividers for single-sided surface 	<i>Back can receive a tackboard.</i>				
	84 x 15 1/4 x 32	2100 x 380 x 800	CNN_S-ESS843215	994	—
	72 x 15 1/4 x 32	1800 x 380 x 800	CNN_S-ESS723215	965	—
	60 x 15 1/4 x 32	1500 x 380 x 800	CNN_S-ESS603215	951	—
	48 x 15 1/4 x 32	1200 x 380 x 800	CNN_S-ESS483215	934	—
	42 x 15 1/4 x 32	1050 x 380 x 800	CNN_S-ESS423215	883	—

High-Gloss White finish option for back (W): add \$154.

Specify the Gloss finish (W, N).

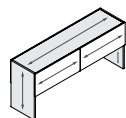
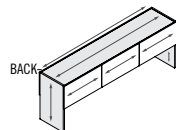
	W x D x H (in)	W x D x H (mm)	Code	All Laminate (\$)	HPL Surfaces (\$)
Open hutches for storage module 	<i>Clearance: 16 3/4" (425 mm). Half-height centered acrylic back.</i>				
	90 x 19 1/4 x 32	2250 x 480 x 800	CNN_S-ET903220	1,715	—
	72 x 19 1/4 x 32	1800 x 480 x 800	CNN_S-ET723220	1,499	—
	60 x 19 1/4 x 32	1500 x 480 x 800	CNN_S-ET603220	1,424	—
	48 x 19 1/4 x 32	1200 x 480 x 800	CNN_S-ET483220	1,343	—

Specify the Gloss finish (W, N).

	W x D x H (in)	W x D x H (mm)	Code	All Laminate (\$)	HPL Surfaces (\$)
	<i>High-Gloss White finish option for back (W): add \$233.</i>				
	90": 3 sections 72" to 42": 2 sections				

90": 3 sections
72" to 42": 2 sections

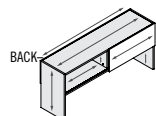
	W x D x H (in)	W x D x H (mm)	Code	All Laminate (\$)	HPL Surfaces (\$)
Hutches with lift-up doors for storage module					
<i>Clearance: 16 1/2" (412 mm). Lift-up doors with soft close. Half-height acrylic back.</i>					
	90 x 20 x 32	2250 x 500 x 800	CNN_S-ET903220V	2,650	—
	72 x 20 x 32	1800 x 500 x 800	CNN_S-ET723220V	2,148	—
	60 x 20 x 32	1500 x 500 x 800	CNN_S-ET603220V	2,052	—
	48 x 20 x 32	1200 x 500 x 800	CNN_S-ET483220V	1,965	—
	42 x 20 x 32	1050 x 500 x 800	CNN_S-ET423220V	1,878	—



High-Gloss White finish option for doors and back (W): add \$311.

90": 3 sections
72" to 42": 2 sections

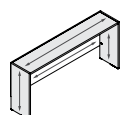
	W x D x H (in)	W x D x H (mm)	Code	All Laminate (\$)	HPL Surfaces (\$)
Sliding door hutches for storage module					
<i>Clearance: 16 1/2" (412 mm). 1 sliding door. Half-height acrylic back.</i>					
	72 x 20 x 32	1800 x 500 x 800	CNN_S-ET723220C	2,397	—
	60 x 20 x 32	1500 x 500 x 800	CNN_S-ET603220C	2,265	—
	48 x 20 x 32	1200 x 500 x 800	CNN_S-ET483220C	2,126	—



High-Gloss White finish option for back (W): add \$233.

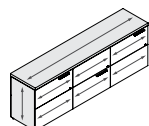
72" to 42": 2 sections

	W x D x H (in)	W x D x H (mm)	Code	All Laminate (\$)	HPL Surfaces (\$)
Laminate dividers for storage module					
<i>Back can receive a tackboard.</i>					
	90 x 19 1/4 x 32	2250 x 480 x 800	CNN_S-ES903220	1,052	—
	72 x 19 1/4 x 32	1800 x 480 x 800	CNN_S-ES723220	1,024	—
	60 x 19 1/4 x 32	1500 x 480 x 800	CNN_S-ES603220	1,002	—
	48 x 19 1/4 x 32	1200 x 480 x 800	CNN_S-ES483220	978	—
	42 x 19 1/4 x 32	1050 x 480 x 800	CNN_S-ES423220	934	—



High-Gloss White finish option for back (W): add \$154.

	W x D x H (in)	W x D x H (mm)	Code	All Laminate (\$)	HPL Surfaces (\$)
Shared storage modules, lateral files					
<i>3 file drawers with suspension bars on both sides. Locks.</i>					
	90 x 20 x 29 3/8	2250 x 500 x 745	C_N_-DFM2090MF	4,441	4,946

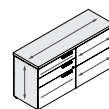


High-Gloss White finish option for drawer fronts and back (W): add \$465.

Packaged in 4 boxes.

Specify the surface type (1, 2). Specify the Gloss finish (W, N). Specify accent color (S, W).					
	90 x 20 x 29 3/8	2250 x 500 x 757	C_N_-DFM2090MF	4,765	5,143
Specify the surface type (5, 6). Specify the Gloss finish (W, N). Specify accent color (S, W).					

	W x D x H (in)	W x D x H (mm)	Code	All Laminate (\$)	HPL Surfaces (\$)
Shared storage modules, box and file drawers					
<i>2 box drawers and 1 file drawer with suspension bar on both sides. Pencil trays. Locks.</i>					
	72 x 20 x 29 3/8	1800 x 500 x 745	C_N_-DLUF2072M	3,272	3,645
	60 x 20 x 29 3/8	1500 x 500 x 745	C_N_-DLUF2060M	3,169	3,514
	48 x 20 x 29 3/8	1200 x 500 x 745	C_N_-DLUF2048M	3,127	3,374



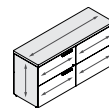
High-Gloss White finish option for drawer fronts and back (W): add \$311.

Specify the surface type (1, 2). Specify the Gloss finish (W, N). Specify accent color (S, W).

	72 x 20 x 29 3/8	1800 x 500 x 757	C_N_-DLUF2072M	3,485	4,157
	60 x 20 x 29 3/8	1500 x 500 x 757	C_N_-DLUF2060M	3,368	3,988
	48 x 20 x 29 3/8	1200 x 500 x 757	C_N_-DLUF2048M	3,265	3,908

Specify the surface type (5, 6). Specify the Gloss finish (W, N). Specify accent color (S, W).

	W x D x H (in)	W x D x H (mm)	Code	All Laminate (\$)	HPL Surfaces (\$)
Shared storage modules, lateral files					
<i>2 file drawers with suspension bars on both sides. Locks.</i>					
	72 x 20 x 29 3/8	1800 x 500 x 745	C_N_-DLF2072M	2,820	3,178
	60 x 20 x 29 3/8	1500 x 500 x 745	C_N_-DLF2060M	2,725	3,044
	48 x 20 x 29 3/8	1200 x 500 x 745	C_N_-DLF2048M	2,630	2,973



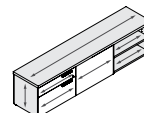
High-Gloss White finish option for drawer fronts and back (W): add \$311.

Specify the surface type (1, 2). Specify the Gloss finish (W, N). Specify accent color (S, W).

	72 x 20 x 29 3/8	1800 x 500 x 757	C_N_-DLF2072M	2,966	3,566
	60 x 20 x 29 3/8	1500 x 500 x 757	C_N_-DLF2060M	2,908	3,477
	48 x 20 x 29 3/8	1200 x 500 x 757	C_N_-DLF2048M	2,842	3,417

Specify the surface type (5, 6). Specify the Gloss finish (W, N). Specify accent color (S, W).

	W x D x H (in)	W x D x H (mm)	Code	All Laminate (\$)	HPL Surfaces (\$)
Shared storage modules, box and file drawers – 21" H					
<i>1 box drawer and 1 file drawer with suspension bar on both sides. 1 open space on each side. Adjustable shelves. Pencil trays. Locks. Can receive 1 or more cushions.</i>					
	90 x 20 x 21	2250 x 500 x 561	C_N_-DUL209021MS	3,017	3,332
	72 x 20 x 21	1800 x 500 x 561	C_N_-DUL207221MS	2,753	2,942



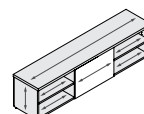
High-Gloss White finish option for drawer fronts and back (W): add \$465.

Specify the surface type (1, 2). Specify the Gloss finish (W, N). Specify accent color (W, S).

	90 x 20 x 21	2250 x 500 x 561	C_N_-DUL209021MS	3,133	3,462
	72 x 20 x 21	1800 x 500 x 561	C_N_-DUL207221MS	2,790	3,106

Specify the surface type (5, 6). Specify the Gloss finish (W, N). Specify accent color (W, S).

	W x D x H (in)	W x D x H (mm)	Code	All Laminate (\$)	HPL Surfaces (\$)
Shared open bookcases – 21" H					
<i>1 open space with back on each side. 1 open space without back. Adjustable shelves. Can receive 1 or more cushions.</i>					
	90 x 20 x 21	2250 x 500 x 561	C_N_N-DS209021MS	1,746	2,015
	72 x 20 x 21	1800 x 500 x 561	C_N_N-DS207221MS	1,587	1,841



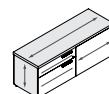
High-Gloss White finish option for fronts (W): add \$233.

Specify the surface type (1, 2). Specify the Gloss finish (W, N).

	90 x 20 x 21	2250 x 500 x 561	C_N_N-DS209021MS	1,870	2,126
	72 x 20 x 21	1800 x 500 x 561	C_N_N-DS207221MS	1,665	1,943

Specify the surface type (5, 6). Specify the Gloss finish (W, N).

	W x D x H (in)	W x D x H (mm)	Code	All Laminate (\$)	HPL Surfaces (\$)
Shared storage modules, box and file drawers – 21" H					
<i>1 box drawer and 1 file drawer with suspension bar on both sides. Pencil trays. Locks. Can receive 1 or more cushions.</i>					
	60 x 20 x 21	1500 x 500 x 561	C_N_-DUL206021M	2,578	2,689
	48 x 20 x 21	1200 x 500 x 561	C_N_-DUL204821M	2,492	2,578



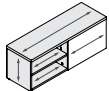
High-Gloss White finish option for drawer fronts and back (W): add \$311.

Specify the surface type (1, 2). Specify the Gloss finish (W, N). Specify accent color (W, S).

	60 x 20 x 21	1500 x 500 x 561	C_N_-DUL206021M	2,696	2,856
	48 x 20 x 21	1200 x 500 x 561	C_N_-DUL204821M	2,565	2,725

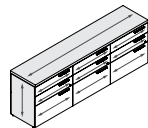
Specify the surface type (5, 6). Specify the Gloss finish (W, N). Specify accent color (W, S).



	W x D x H (in)	W x D x H (mm)	Code	All Laminate (\$)	HPL Surfaces (\$)
Shared open bookcases – 21" H	<i>1 open space on both sides. Adjustable shelves. Can receive 1 or more cushions.</i>				
	60 x 20 x 21	1500 x 500 x 561	C_N_N-DS206021M	1,234	1,525
	48 x 20 x 21	1200 x 500 x 561	C_N_N-DS204821M	1,205	1,438
	Specify the surface type (1, 2). Specify the Gloss finish (W, N).				
	60 x 20 x 21	1500 x 500 x 561	C_N_N-DS206021M	1,322	1,600
	48 x 20 x 21	1200 x 500 x 561	C_N_N-DS204821M	1,257	1,506
	Specify the surface type (5, 6). Specify the Gloss finish (W, N).				

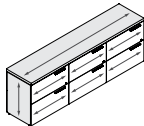
High-Gloss White finish option for back (W): add \$233.

Lateral box and file storages



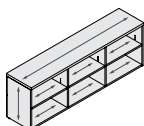
High-Gloss White finish option for drawer fronts and back (W): add \$465.

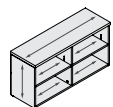
Packaged in 4 boxes.

	W x D x H (in)	W x D x H (mm)	Code	All Laminate (\$)	HPL Surfaces (\$)
Lateral file storages	<i>6 box drawers with suspension bars. Locks.</i>				
	90 x 20 x 29 ³ / ₈	2250 x 500 x 745	C_N_-LUF2090LUF	4,352	4,687
	Specify the surface type (1, 2). Specify the Gloss finish (W, N). Specify accent color (W, S).				
	90 x 20 x 29 ³ / ₈	2250 x 500 x 757	C_N_-LUF2090LUF	4,586	4,916
	Specify the surface type (5, 6). Specify the Gloss finish (W, N). Specify accent color (W, S).				

High-Gloss White finish option for drawer fronts and back (W): add \$465.

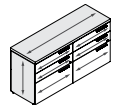
Packaged in 4 boxes.

	W x D x H (in)	W x D x H (mm)	Code	All Laminate (\$)	HPL Surfaces (\$)
Open bookcase storages	<i>Adjustable shelves.</i>				
	90 x 20 x 29 ³ / ₈	2250 x 500 x 745	C_N_N-S2090S	1,746	2,015
	72 x 20 x 29 ³ / ₈	1800 x 500 x 745	C_N_N-S2072S	1,403	1,620
	60 x 20 x 29 ³ / ₈	1500 x 500 x 745	C_N_N-S2060S	1,329	1,535
	48 x 20 x 29 ³ / ₈	1200 x 500 x 745	C_N_N-S2048S	1,257	1,102
	Specify the surface type (1, 2). Specify the Gloss finish (W, N).				

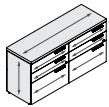


High-Gloss White finish option for back (W): add \$311.

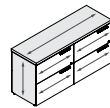
Lateral box and file storages



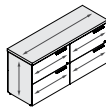
High-Gloss White finish option for drawer fronts and back (W): add \$311.

	W x D x H (in)	W x D x H (mm)	Code	All Laminate (\$)	HPL Surfaces (\$)
Lateral box and file storages	<i>4 box drawers and 2 file drawers with suspension bars. Pencil trays. Locks.</i>				
	72 x 20 x 29 ³ / ₈	1800 x 500 x 745	C_N_-LUF2072LUF	3,038	3,594
	60 x 20 x 29 ³ / ₈	1500 x 500 x 745	C_N_-LUF2060LUF	2,936	3,453
	48 x 20 x 29 ³ / ₈	1200 x 500 x 745	C_N_-LUF2048LUF	2,797	3,315
	Specify the surface type (1, 2). Specify the Gloss finish (W, N). Specify accent color (W, S).				
	72 x 20 x 29 ³ / ₈	1800 x 500 x 757	C_N_-LUF2072LUF	3,202	3,732
	60 x 20 x 29 ³ / ₈	1500 x 500 x 757	C_N_-LUF2060LUF	3,081	3,645
	48 x 20 x 29 ³ / ₈	1200 x 500 x 757	C_N_-LUF2048LUF	2,922	3,514
	Specify the surface type (5, 6). Specify the Gloss finish (W, N). Specify accent color (W, S).				

Lateral file storages




High-Gloss White finish option for drawer fronts and back (W): add \$311.

	W x D x H (in)	W x D x H (mm)	Code	All Laminate (\$)	HPL Surfaces (\$)
Lateral file storages	<i>4 file drawers with suspension bars. Locks.</i>				
	72 x 20 x 29 ³ / ₈	1800 x 500 x 745	C_N_-LF2072LF	2,609	2,942
	60 x 20 x 29 ³ / ₈	1500 x 500 x 745	C_N_-LF2060LF	2,497	2,806
	48 x 20 x 29 ³ / ₈	1200 x 500 x 745	C_N_-LF2048LF	2,381	2,660
	Specify the surface type (1, 2). Specify the Gloss finish (W, N). Specify accent color (W, S).				
	72 x 20 x 29 ³ / ₈	1800 x 500 x 757	C_N_-LF2072LF	2,864	3,202
	60 x 20 x 29 ³ / ₈	1500 x 500 x 757	C_N_-LF2060LF	2,733	3,032
	48 x 20 x 29 ³ / ₈	1200 x 500 x 757	C_N_-LF2048LF	2,572	3,081
	Specify the surface type (5, 6). Specify the Gloss finish (W, N). Specify accent color (W, S).				

Lateral box and file storages




High-Gloss White finish option for drawer fronts and back (W): add \$233.

	W x D x H (in)	W x D x H (mm)	Code	All Laminate (\$)	HPL Surfaces (\$)
Lateral box and file storages	<i>2 box drawers and 1 file drawer with suspension bar. Pencil tray. Lock.</i>				
	36 x 20 x 29 ³ / ₈	900 x 500 x 745	C_N_-2036LUF	1,659	1,907
	Specify the surface type (1, 2). Specify the Gloss finish (W, N). Specify accent color (W, S).				
	36 x 20 x 29 ³ / ₈	900 x 500 x 757	C_N_-2036LUF	1,709	2,066
	Specify the surface type (5, 6). Specify the Gloss finish (W, N). Specify accent color (W, S).				

Lateral file storages




High-Gloss White finish option for drawer fronts and back (W): add \$233.

	W x D x H (in)	W x D x H (mm)	Code	All Laminate (\$)	HPL Surfaces (\$)
Lateral file storages	<i>2 file drawers with suspension bars. Lock.</i>				
	36 x 20 x 29 ³ / ₈	900 x 500 x 745	C_N_-2036LF	1,587	1,804
	Specify the surface type (1, 2). Specify the Gloss finish (W, N). Specify accent color (W, S).				
	36 x 20 x 29 ³ / ₈	900 x 500 x 757	C_N_-2036LF	1,627	1,949
	Specify the surface type (5, 6). Specify the Gloss finish (W, N). Specify accent color (W, S).				

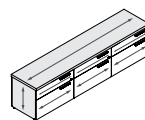
Open bookcase storages



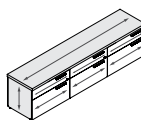
High-Gloss White finish option for back (W): add \$154.

	W x D x H (in)	W x D x H (mm)	Code	All Laminate (\$)	HPL Surfaces (\$)
Open bookcase storages	<i>Adjustable shelf.</i>				
	36 x 20 x 29 ³ / ₈	900 x 500 x 745	C_N_N-2036S	1,002	1,103
	Specify the surface type (1, 2). Specify the Gloss finish (W, N).				
	36 x 20 x 29 ³ / ₈	900 x 500 x 757	C_N_N-2036S	1,132	1,311
	Specify the surface type (5, 6). Specify the Gloss finish (W, N).				

Lateral box and file storages – 21" H



High-Gloss White finish option for drawer fronts and back (W): add \$465.


	W x D x H (in)	W x D x H (mm)	Code	All Laminate (\$)	HPL Surfaces (\$)
Lateral box and file storages – 21" H	<i>3 box drawers and 3 file drawers with suspension bars. Pencil trays. Locks. Can receive 1 or more cushions.</i>				
	90 x 20 x 21	2250 x 500 x 561	C_N_-UL209021UL	3,462	3,791
	Specify the surface type (1, 2). Specify the Gloss finish (W, N). Specify accent color (W, S).				
	90 x 20 x 21	2250 x 500 x 561	C_N_-UL209021UL	3,623	3,965
	Specify the surface type (5, 6). Specify the Gloss finish (W, N). Specify accent color (W, S).				


	W x D x H (in)	W x D x H (mm)	Code	All Laminate (\$)	HPL Surfaces (\$)	Price (\$)
Lateral box and file with open space storages – 21" H	<i>2 box drawers and 2 file drawers with suspension bars. 1 open space with adjustable shelf. Pencil trays. Locks. Can receive 1 or more cushions.</i>					
	90 x 20 x 21	2250 x 500 x 561	C_N_-UL209021ULS_	2,834	3,024	
	72 x 20 x 21	1800 x 500 x 561	C_N_-UL207221ULS_	2,696	2,842	
Specify the surface type (1, 2). Specify the Gloss finish (W, N). Specify accent color (W, S). Choose left or right, add L or R at the end of the code.						
	90 x 20 x 21	2250 x 500 x 561	C_N_-UL209021ULS_	2,922	3,117	
	72 x 20 x 21	1800 x 500 x 561	C_N_-UL207221ULS_	2,761	2,922	
Specify the surface type (5, 6). Specify the Gloss finish (W, N). Specify accent color (W, S). Choose left or right, add L or R at the end of the code.						
High-Gloss White finish option for drawer fronts and back (W): add \$465.						
Open bookcase storages – 21" H	<i>Adjustable shelves. Can receive 1 or more cushions.</i>					
	90 x 20 x 21	2250 x 500 x 561	C_N_N-S209021S	1,627	1,829	
	72 x 20 x 21	1800 x 500 x 561	C_N_N-S207221S	1,308	1,462	
	60 x 20 x 21	1500 x 500 x 561	C_N_N-S206021S	1,227	1,361	
	48 x 20 x 21	1200 x 500 x 561	C_N_N-S204821S	1,147	1,249	
	36 x 20 x 21	900 x 500 x 561	C_N_N-S203621S	1,068	1,140	
Specify the surface type (1, 2). Specify the Gloss finish (W, N).						
	90 x 20 x 21	2250 x 500 x 561	C_N_N-S209021S	1,724	1,930	
	72 x 20 x 21	1800 x 500 x 561	C_N_N-S207221S	1,379	1,542	
	60 x 20 x 21	1500 x 500 x 561	C_N_N-S206021S	1,284	1,424	
	48 x 20 x 21	1200 x 500 x 561	C_N_N-S204821S	1,199	1,308	
	36 x 20 x 21	900 x 500 x 561	C_N_N-S203621S	1,103	1,182	
Specify the surface type (5, 6). Specify the Gloss finish (W, N).						
High-Gloss White finish option for back (W): add \$233.						
Lateral box and file storages – 21" H	<i>2 box drawers and 2 file drawers with suspension bars. Pencil trays. Locks. Can receive 1 or more cushions.</i>					
	60 x 20 x 22	1500 x 500 x 561	C_N_-UL206021UL	2,497	2,717	
	48 x 20 x 22	1200 x 500 x 561	C_N_-UL204821UL	2,389	2,578	
Specify the surface type (1, 2). Specify the Gloss finish (W, N). Specify accent color (W, S).						
	60 x 20 x 22	1500 x 500 x 561	C_N_-UL206021UL	2,600	2,834	
	48 x 20 x 22	1200 x 500 x 561	C_N_-UL204821UL	2,475	2,680	
Specify the surface type (5, 6). Specify the Gloss finish (W, N). Specify accent color (W, S).						
High-Gloss White finish option for drawer fronts and back (W): add \$311.						
Lateral box and file with open space storages – 21" H	<i>1 box drawer and 1 file drawer with suspension bar. 1 open space with adjustable shelf. Pencil tray. Lock. Can receive 1 or more cushions.</i>					
	60 x 20 x 21	1500 x 500 x 561	C_N_-UL206021S_	1,862	2,075	
	48 x 20 x 21	1200 x 500 x 561	C_N_-UL204821S_	1,760	1,936	
Specify the surface type (1, 2). Specify the Gloss finish (W, N). Specify accent color (S, W). Choose left or right, add L or R at the end of the code.						
	60 x 20 x 21	1500 x 500 x 561	C_N_-UL206021S_	1,965	2,184	
	48 x 20 x 21	1200 x 500 x 561	C_N_-UL204821S_	1,847	2,031	
Specify the surface type (5, 6). Specify the Gloss finish (W, N). Specify accent color (S, W). Choose left or right, add L or R at the end of the code.						
High-Gloss White finish option for drawer fronts and back (W): add \$233.						
Mobile pedestal – 20" H	<i>1 box drawer, 1 file drawer with suspension bar. Pencil tray. Lock. Brakes on front casters. Fits under a work surface. Can accommodate 1 cushion.</i>					
	15 x 18 x 20	388 x 450 x 508	CNN_-MP1518F	1,315		
	Specify the Gloss finish (W, N). Specify accent color (W, S).					
High-Gloss White finish option for drawer fronts (W): add \$78.						

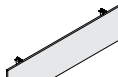
ELECTRIFICATION

Electrical table kit	<i>4 duplex receptacles with cables. Black. Compatible with surfaces 96"/84"/72" W. (2400 mm/2100 mm/1828 mm).</i>	
	LGC-4TRAC496C_	621
Specify circuit number at the end of the code (1, 2).		
Electrical table kit	<i>2 duplex receptacles with cable. Black. Compatible with surfaces 96"/84" W. (2400 mm/1800 mm).</i>	
	LGC-4TRAC296C_	366
Specify circuit number at the end of the code (1, 2).		
Electrical table kit	<i>2 duplex receptacles with cable. Black. Compatible with surfaces 72" W. (1828 mm).</i>	
	LGC-4TRAC272C_	350
Specify circuit number at the end of the code (1, 2).		
Electrical table kit	<i>2 duplex receptacles with cable. Black. Compatible with surfaces 60"/48" W. (1524 mm/1200 mm).</i>	
	LGC-4TRAC260C_	336
Specify circuit number at the end of the code (1, 2).		
Pass cables	<i>Connects 2 adjacent surfaces.</i>	
	LGC-PASS54	211
LGC-PASS36	186	
Electrical floor feed	<i>72" (1828 mm) cable or 60" (1524 mm) cable. Must be installed by an electrician.</i>	
	LGC-FFEE72	304
LGC-FFEE60	300	
Power source from the floor to the central wire management raceway	<i>23" (569 mm) tall aluminum post, silver. 72" (1828 mm) long cable. Screws and supports included. Must be installed by an electrician.</i>	
	CNNNS-FFEE23	519
Power source from the floor to the central wire management raceway	<i>23" (569 mm) tall aluminum post, Silver.</i>	
	CNNNS-CEV23	341
Packaged in 2 boxes.		
Electrical ceiling feed	<i>120" (3000 mm) tall aluminum post, Silver. 132" (3353 mm) long cable. Screws and supports included. Must be installed by an electrician.</i>	
	CNNNS-CFEED120	744
Electrical ceiling feed	<i>120" (3000 mm) tall aluminum post, Silver.</i>	
	CNNNS-POLE120	582
Packaged in 2 boxes.		
Communication plate	<i>Communication plate for single-sided or double-sided surfaces. Silver finish. Adaptors included.</i>	
	LGC-COM	57

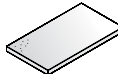


	W x D x H (in)	W x D x H (mm)	Code	Price (\$)
Surface electrical module 	<i>4 power outlets and 4 charging USB. Must be installed on a surface with wire management raceway. Plugs into a wall outlet or into the CITE electrical system. Cable length of 9' (2740 mm).</i>			
	24 x 6 x 1/4	600 x 160 x 6	CNNN_DELECT	1,154
Specify accent color (S, W).				

Surface electrical module 	<i>2 power outlets and 2 charging USB. Must be installed on a surface with wire management raceway. Plugs into a wall outlet or into the CITE electrical system. Cable length of 9' (2740 mm).</i>			
	24 x 6 x 1/4	600 x 160 x 6	CNNN_SELECT	642
Specify accent color (S, W).				

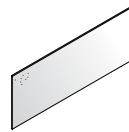
Modular modesty panels 	<i>Compatible with return surfaces.</i>			
	54 x 3/8 x 14	1350 x 16 x 350	CNN_S-MOD1454	750
	42 x 3/8 x 14	1050 x 16 x 350	CNN_S-MOD1442	636
	30 x 3/8 x 14	750 x 16 x 350	CNN_S-MOD1430	512
Specify the Gloss finish (W, N).				

High-Gloss White finish option (W): add \$78.

Cushions for storage modules and pedestal 	<i>2" (51 mm) foam. Install on low storage modules or mobile pedestals with velcro. These prices are applicable for United Chair® Grade 1 and 2 fabrics. For other United Chair® grades add: Grade 3: 15%, Grade 4: 20%, Grade 5: 25%, Grade 6: 30%, Grade 8: 35%.</i>			
	36 x 20 x 1 3/8	900 x 500 x 35	CNNNN-CU2036	598
	30 x 20 x 1 3/8	750 x 500 x 35	CNNNN-CU2030	540
	24 x 20 x 1 3/8	600 x 500 x 35	CNNNN-CU2024	474
	15 x 18 x 1 3/8	388 x 450 x 35	CNNNN-CU1518	341

All United Chair® standard fabrics (except vinyls and leathers) are available to coordinate on tackboard.

Tackboards



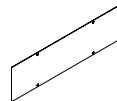
All United Chair® standard fabrics (except vinyls and leathers) are available to coordinate on tackboard.

W x D x H (in)	W x D x H (mm)	Code	Price (\$)
<i>Mount to surface height bookcases, pigeonholes back panel and hutches. These prices are applicable for United Chair® Grade 1 and 2 fabrics. For other United Chair® grades add: Grade 3: 15%, Grade 4: 20%, Grade 5: 25%, Grade 6: 30%, Grade 8: 35%.</i>			

Tackboards for hutches			
88 x 1/2 x 22	2200 x 13 x 548	CNNNN-TK8822	606
82 x 1/2 x 22	2050 x 13 x 548	CNNNN-TK8222	584
70 x 1/2 x 22	1750 x 13 x 548	CNNNN-TK7022	557
58 x 1/2 x 22	1450 x 13 x 548	CNNNN-TK5822	505
46 x 1/2 x 22	1150 x 13 x 548	CNNNN-TK4622	474
40 x 1/2 x 22	1000 x 13 x 548	CNNNN-TK4022	467
40 x 1/2 x 12 1/2	1005 x 13 x 317	CNNNN-TK4012	409
34 x 1/2 x 12 1/2	855 x 13 x 317	CNNNN-TK3412	373
28 x 1/2 x 12 1/2	705 x 13 x 317	CNNNN-TK2812	336
22 x 1/2 x 12 1/2	555 x 13 x 317	CNNNN-TK2212	323
19 x 1/2 x 12 1/2	480 x 13 x 317	CNNNN-TK1912	300

Tackboards for surface bookcases and pigeonholes			
16 x 1/2 x 25	408 x 13 x 611	CNNNN-TK1625	424
16 x 1/2 x 19	408 x 13 x 467	CNNNN-TK1619	341
16 x 1/2 x 13	408 x 13 x 340	CNNNN-TK1613	387
22 x 1/2 x 13	558 x 13 x 340	CNNNN-TK2213	394
28 x 1/2 x 13	708 x 13 x 340	CNNNN-TK2813	401
16 x 1/2 x 5 3/4	408 x 13 x 147	CNNNN-TK1606	350
22 x 1/2 x 5 3/4	558 x 13 x 147	CNNNN-TK2206	359
28 x 1/2 x 5 3/4	708 x 13 x 147	CNNNN-TK2806	366

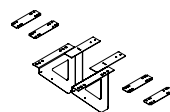
Metal back for surface screens



<i>Compatible with felt screens for end of surface. Convert a felt screen to be tackable.</i>			
56 3/4 x 8 1/2 x 19	1442 x 216 x 482	CNNN_METK6018	314
50 7/8 x 8 1/2 x 19	1292 x 216 x 482	CNNN_METK5418	300
29 1/8 x 8 1/2 x 19	740 x 216 x 482	CNNN_METK3018	286

Specify accent color (S, W).

Hardware kit surface to storage module



<i>Allow connection between surfaces (double, extension) and a 29" H (757 mm) storage module.</i>			
4 x 15 1/8 x 10 1/4	100 x 385 x 262	CNNNS_SURFCON	350

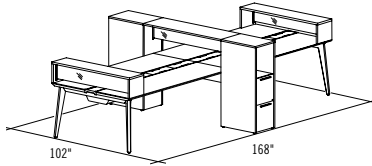
Heavy duty flush plates



<i>4 plates included. Silver paint finish.</i>			
	CNNNS-HDFP		107

SUGGESTIONS

C5NNN-PLAN01



C5NNN-PLAN01 \$14,903

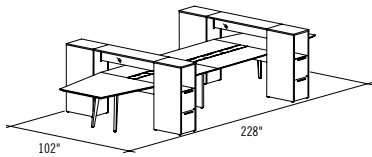
- 2 C5KNS-RCDT5484
- 2 CNNNW-ABD54
- 1 C1NNW-PRCT1024816EFF
- 2 C1NNS-MCET541115

1½"-thick laminate with knife-edge (K).
MONTRÉAL end bases in white painted metal (W),
 storage center base and surface counters with
 translucent acrylic (T).

Electrical components \$1,949

- 1 LGC-FFEED23
- 2 LGC-4TRAC496C1
- 1 LGC-PASS36

C5NNN-PLAN02



C5NNN-PLAN02 \$18,315

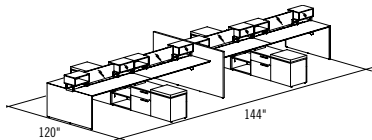
- 2 C5KNS-RCDT5460
- 2 C5KNW-CEA5454
- 1 C1NNW-PRCT1024816EFF
- 1 CNNS-LCD2828

1½"-thick laminate with knife-edge (K).
MONTRÉAL end bases in white painted metal (W),
 storage center base with translucent acrylic (T)
 and trapezoidal extension surfaces.

Electrical components \$1,379

- 1 LGC-FFEED23
- 2 LGC-4TRAC260C1
- 1 LGC-PASS36

C5NNN-PLAN03



C5NNN-PLAN03 \$35,297

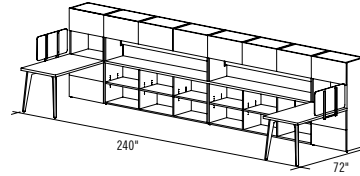
- 2 C5KNS-RCDT5472RA
- 2 C5KNS-RCDT5472
- 1 CNNNN-LCD8441
- 4 CNNS-SCT3611
- 8 CNNS-EBT1118
- 2 CNNS-LCD2806
- 2 C1NNS-DUL207221MS
- 2 C1NNS-DUL204821MS

1½"-thick laminate with knife-edge (K). Laminate
 bases deposited on low storage modules, also to
 divide up space. Bookcases and surface screens
 with translucent acrylic (T).

Electrical components \$3,572

- 1 LGC-FFEED23
- 2 LGC-4TRAC496C1
- 2 LGC-4TRAC496C2
- 3 LGC-PASS36

C5NNN-PLAN04

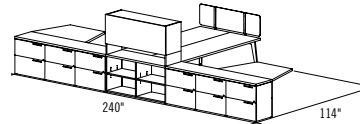


C5NNN-PLAN04 \$18,201

- 2 C5NNW-R307261ELF
- 4 CNNNW-AB
- 2 CNNNW-SCEFF3118
- 2 CNNS-ET903220V
- 2 C5NNN-S2090S

1½"-thick laminate (5). Return surfaces with
 integrated storage module and **MONTRÉAL** bases
 in white painted metal (W). Open storage modules
 and hutches with lift-up doors. Felt screens and
 supports in white painted metal (W).

C5NNN-PLAN05

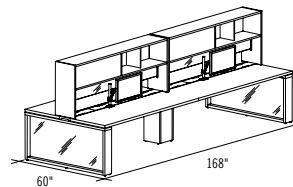


C5NNN-PLAN05 \$18,759

- 1 C5NNN-RCD6096
- 2 C5NNW-CEA5436
- 1 CNNS-ABD60
- 1 CNNS-SCEFF6018
- 1 CNNS-METK6018
- 1 CNNS-ES603220
- 1 CNNS-TK5822
- 1 C5NNN-S2060S
- 2 C5NNW-LF2090LF

1½"-thick laminate (5). Double-sided surfaces
 without raceway as well as trapezoidal extension
 surfaces. **MONTRÉAL** bases in white painted
 metal (W). Open storage modules and filing
 drawers. Hutch with tackboard. Felt screen and
 supports in white painted metal (W).

C5NNN-PLAN06



C5NNN-PLAN06 \$16,599

- 2 C5NNS-RCDT6084
- 2 CNNS-CBDT60
- 2 CNNS-EDT843215
- 1 CNNS-LBD1212WM
- 4 CNNS-TK4012

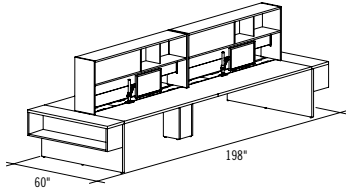
1½"-thick laminate (5). **NEW YORK** bases with
 translucent acrylic insert (T). Shared open hutches.

Electrical components \$1,733

- 1 LGC-FFEED60
- 2 LGC-4TRAC496C1
- 1 LGC-PASS36

SUGGESTIONS

C5NNN-PLAN07



C5NNN-PLAN07 \$15,037

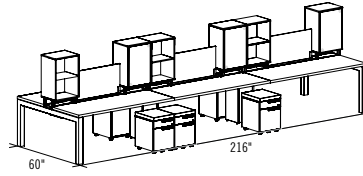
- 2 C5NNS-RCDT6084
- 2 C5NNN-EXR602915
- 2 CNNS-EDT843215
- 1 CNNS-LBD1212WM
- 4 CNNNN-TK4012

1½"-thick laminate (5). Extension bases with storage modules. Shared open hutches.

Electrical components \$1,733

- 1 LGC-FFED60
- 2 LGC-4TRAC496C1
- 1 LGC-PASS36

C5NN-PLAN10



C5NN-PLAN10 \$31,621

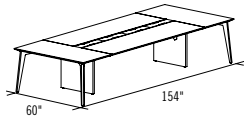
- 3 C5NNS-RCDT6072
- 2 CNNS-LBD1212WM
- 2 CNNS-QBD60
- 6 CNNS-MP1518F
- 6 CNNNN-CU1518
- 6 CNNS-EBM3018
- 6 CNNNN-TK1625
- 3 CNNS-SCT3618

1½"-thick laminate (5). End bases in metal, center bases and storage modules in laminate. Divider panels. End bases in Silver finish (S) painted metal.

Electrical components \$1,733

- 1 LGC-FFED60
- 3 LGC-4TRAC272C1
- 2 LGC-PASS36

C5NNN-PLAN08



C5NNN-PLAN08 \$6,588

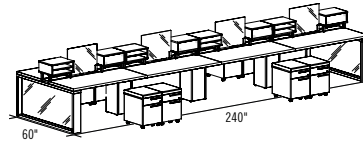
- 1 C5KNS-RCDT6096
- 2 C5KNW-CE6030

1½"-thick laminate with knife-edge detailing (K). Rectangular extension bases with MONTRÉAL bases in white painted metal (W).

Electrical components \$1,140

- 1 LGC-FFED23
- 1 LGC-4TRAC496C1

C5NN-PLAN11



C5NN-PLAN11 \$41,233

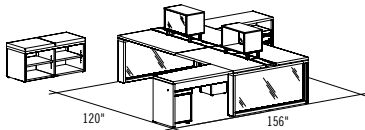
- 4 C5NNS-RCDT6060
- 2 CNNS-CBDT60
- 3 CNNS-LBD1212WM
- 8 CNNS-MP1518F
- 8 CNNS-DVM1118
- 4 CNNS-SCT2418
- 8 CNNNN-CU1518
- 8 CNNNN-TK1606

1½"-thick laminate (5). Bases, divider panels and top storage modules in translucent acrylic (T).

Electrical components \$2,212

- 1 LGC-FFED60
- 3 LGC-PASS36
- 4 LGC-4TRAC260C1

C5NN-PLAN09




C5NN-PLAN09 \$19,322

- 2 C5NNS-RCDT6060
- 2 CNNS-CBDT60
- 1 CNNS-LBD1212WM
- 2 C5NNN-R2448S
- 2 C5NNN-S204821S
- 2 CNNS-EBT1824
- 2 CNNNN-CU2024
- 2 CNNS-MP1518F
- 2 CNNNN-CU1518

1½"-thick laminate (5). Bases and top storage modules in translucent acrylic (T).

Electrical components \$1,162

- 1 LGC-FFED60
- 1 LGC-PASS36
- 2 LGC-4TRAC260C1



Office Furniture Solutions

Founded in 1956, Groupe Lacasse is a North American leader in the design, manufacture and service of a broad range of high-quality furniture products for all types of work environments. We have the experience, expertise and capability to deliver incomparable design, exceptional quality, optimum service and outstanding value in Office Furniture Solutions.



1-888-522-2773

www.grounelacasse.com



C.I.T.É. has achieved GREENGUARD GOLD Certification.

GREENGUARD Certified products are certified to GREENGUARD standards for low chemical emissions into indoor air during product usage. For more information, visit ul.com/gg.